

**Aéroports de Corse**

**Aeruporti di Corsica**

**Mensuel**

***U Misincu***

**Passagers 2022**

***Passageri 2022***

**oct-22**

# AEROPORTS DE CORSE

octobre 2022

## PASSAGERS AU GLOBAL

| TOTAL AEROPORTS |
|-----------------|
| National        |
| International   |
| <b>TOTAL</b>    |

| Passagers du 1er au 31 octobre |                |             |
|--------------------------------|----------------|-------------|
| 2021                           | 2022           | Variation   |
| 308 733                        | 307 409        | -0,4%       |
| 39 023                         | 48 622         | 24,6%       |
| <b>347 756</b>                 | <b>356 031</b> | <b>2,4%</b> |

| Cumul Passagers depuis le 1er Janvier |                  |              |
|---------------------------------------|------------------|--------------|
| 2021                                  | 2022             | Variation    |
| 3 033 292                             | 3 467 254        | 14,3%        |
| 325 773                               | 576 281          | 76,9%        |
| <b>3 359 065</b>                      | <b>4 043 535</b> | <b>20,4%</b> |

| AJACCIO       |
|---------------|
| National      |
| International |
| <b>TOTAL</b>  |

| Passagers du 1er au 31 octobre |                |              |
|--------------------------------|----------------|--------------|
| 2021                           | 2022           | Variation    |
| 129 010                        | 123 430        | -4,3%        |
| 13 762                         | 17 961         | 30,5%        |
| <b>142 772</b>                 | <b>141 391</b> | <b>-1,0%</b> |

| Cumul Passagers depuis le 1er Janvier |                  |              |
|---------------------------------------|------------------|--------------|
| 2021                                  | 2022             | Variation    |
| 1 173 615                             | 1 327 577        | 13,1%        |
| 99 300                                | 187 095          | 88,4%        |
| <b>1 272 915</b>                      | <b>1 514 672</b> | <b>19,0%</b> |

| BASTIA        |
|---------------|
| National      |
| International |
| <b>TOTAL</b>  |

| Passagers du 1er au 31 octobre |                |              |
|--------------------------------|----------------|--------------|
| 2021                           | 2022           | Variation    |
| 100 371                        | 107 268        | 6,9%         |
| 14 438                         | 20 777         | 43,9%        |
| <b>114 809</b>                 | <b>128 045</b> | <b>11,5%</b> |

| Cumul Passagers depuis le 1er Janvier |                  |              |
|---------------------------------------|------------------|--------------|
| 2021                                  | 2022             | Variation    |
| 939 771                               | 1 117 042        | 18,9%        |
| 116 887                               | 219 208          | 87,5%        |
| <b>1 056 658</b>                      | <b>1 336 250</b> | <b>26,5%</b> |

| CALVI         |
|---------------|
| National      |
| International |
| <b>TOTAL</b>  |

| Passagers du 1er au 31 octobre |               |               |
|--------------------------------|---------------|---------------|
| 2021                           | 2022          | Variation     |
| 22 983                         | 18 060        | -21,4%        |
| 2 386                          | 1 590         | -33,4%        |
| <b>25 369</b>                  | <b>19 650</b> | <b>-22,5%</b> |

| Cumul Passagers depuis le 1er Janvier |                |              |
|---------------------------------------|----------------|--------------|
| 2021                                  | 2022           | Variation    |
| 245 460                               | 273 849        | 11,6%        |
| 32 006                                | 50 206         | 56,9%        |
| <b>277 466</b>                        | <b>324 055</b> | <b>16,8%</b> |

| FIGARI        |
|---------------|
| National      |
| International |
| <b>TOTAL</b>  |

| Passagers du 1er au 31 octobre |               |             |
|--------------------------------|---------------|-------------|
| 2021                           | 2022          | Variation   |
| 56 369                         | 58 651        | 4,0%        |
| 8 437                          | 8 294         | -1,7%       |
| <b>64 806</b>                  | <b>66 945</b> | <b>3,3%</b> |

| Cumul Passagers depuis le 1er Janvier |                |              |
|---------------------------------------|----------------|--------------|
| 2021                                  | 2022           | Variation    |
| 674 446                               | 748 786        | 11,0%        |
| 77 580                                | 119 772        | 54,4%        |
| <b>752 026</b>                        | <b>868 558</b> | <b>15,5%</b> |

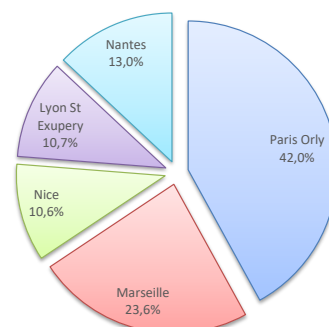
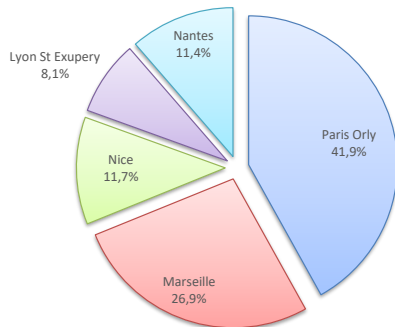
PASSAGERS

|               | Passagers du 1er au 31 octobre |                |             | Cumul Passagers depuis le 1er Janvier |                  |              |
|---------------|--------------------------------|----------------|-------------|---------------------------------------|------------------|--------------|
|               | 2021                           | 2022           | Variation   | 2021                                  | 2022             | Variation    |
| National      | 308 733                        | 307 409        | -0,4%       | 3 033 292                             | 3 467 254        | 14,3%        |
| International | 39 023                         | 48 622         | 24,6%       | 325 773                               | 576 281          | 76,9%        |
| <b>TOTAL</b>  | <b>347 756</b>                 | <b>356 031</b> | <b>2,4%</b> | <b>3 359 065</b>                      | <b>4 043 535</b> | <b>20,4%</b> |

LIGNES

| Lignes           | Pax    | Variation n-1 |
|------------------|--------|---------------|
| Paris Orly       | 97 114 | 6,7%          |
| Marseille        | 62 414 | 11,3%         |
| Nice             | 27 006 | 8,6%          |
| Beauvais         | 3 827  | -22,2%        |
| Bordeaux         | 14 869 | -13,3%        |
| Brest            | 2 833  | -33,8%        |
| Caen             | 5 327  | -23,1%        |
| Lille            | 12 705 | 2,5%          |
| Lyon St Exupery  | 18 766 | -18,7%        |
| Montpellier      | 823    | -63,1%        |
| Nantes           | 26 359 | -3,9%         |
| Paris Cdg        | 17 468 | -4,3%         |
| Rennes           | 0      | -100,0%       |
| Strasbourg       | 8 612  | -15,0%        |
| Toulouse         | 7 164  | 12,7%         |
| Autres Nat.      | 2 122  | -41,0%        |
| Charleroi        | 8 909  | -41,0%        |
| Genève           | 13 057 | 64,0%         |
| Bâle - Mulhouse  | 11 808 | 17,5%         |
| Londres Stansted | 0      | -             |
| Bruxelles        | 555    | 38,8%         |
| Londres Gatwick  | 1 532  | -             |
| Luxembourg       | 970    | 34,2%         |
| Autres Inter.    | 11 791 | -0,3%         |

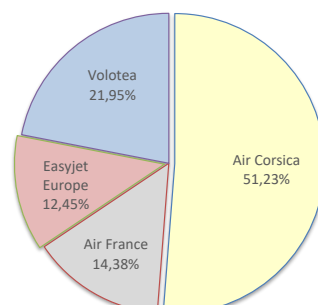
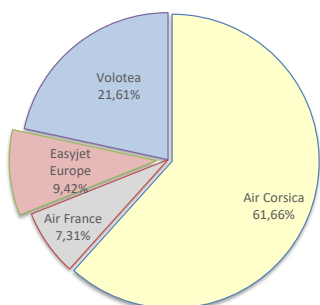
| Lignes           | Pax       | Variation n-1 |
|------------------|-----------|---------------|
| Paris Orly       | 1 056 444 | 22,7%         |
| Marseille        | 594 726   | 32,3%         |
| Nice             | 266 530   | 33,3%         |
| Beauvais         | 29 309    | -18,1%        |
| Bordeaux         | 188 485   | 1,4%          |
| Brest            | 35 498    | -10,1%        |
| Caen             | 70 027    | 7,6%          |
| Lille            | 129 673   | 10,4%         |
| Lyon St Exupery  | 270 142   | 8,1%          |
| Montpellier      | 21 235    | -48,7%        |
| Nantes           | 327 502   | -1,0%         |
| Paris Cdg        | 242 174   | 7,9%          |
| Rennes           | 5 491     | -49,9%        |
| Strasbourg       | 83 393    | 2,3%          |
| Toulouse         | 120 796   | 24,5%         |
| Autres Nat.      | 25 829    | -40,3%        |
| Charleroi        | 115 518   | 48,7%         |
| Genève           | 117 659   | 65,2%         |
| Bâle - Mulhouse  | 111 269   | 48,1%         |
| Londres Stansted | 6 263     | 69488,9%      |
| Bruxelles        | 11 748    | 31,4%         |
| Londres Gatwick  | 16 011    | 1343,7%       |
| Luxembourg       | 32 600    | 60,6%         |
| Autres Inter.    | 165 213   | 131,5%        |



COMPAGNIES

| Compagnies        | Pax     | Variation n-1 |
|-------------------|---------|---------------|
| Air Corsica       | 183 256 | 10,1%         |
| Air France        | 21 728  | -1,4%         |
| Easyjet Europe    | 27 988  | -30,5%        |
| Volotea           | 64 237  | -14,2%        |
| Transavia         | 7 324   | 79,6%         |
| British Airways   | 302     | 202,0%        |
| Easyjet UK        | 1 532   | -             |
| Easyjet Suisse    | 24 861  | 38,1%         |
| Eurowings         | 2 715   | -47,6%        |
| Lufthansa         | 3 314   | 3,2%          |
| Luxair            | 970     | 36,8%         |
| Ryanair           | 11 812  | 33,5%         |
| SWISS             | 94      | -11,3%        |
| TUI fly           | 107     | -             |
| Autres Compagnies | 5 791   | 48,4%         |

| Compagnies        | Pax       | Variation n-1 |
|-------------------|-----------|---------------|
| Air Corsica       | 1 762 046 | 29,2%         |
| Air France        | 494 612   | 14,9%         |
| Easyjet Europe    | 428 084   | 5,9%          |
| Volotea           | 754 829   | -2,6%         |
| Transavia         | 69 232    | 11,6%         |
| British Airways   | 12 975    | 371,3%        |
| Easyjet UK        | 11 323    | -             |
| Easyjet Suisse    | 231 648   | 59,0%         |
| Eurowings         | 29 315    | 42,3%         |
| Lufthansa         | 25 141    | -             |
| Luxair            | 26 940    | 54,2%         |
| Ryanair           | 107 166   | -             |
| SWISS             | 648       | -99,1%        |
| TUI fly           | 3 722     | 644,4%        |
| Autres Compagnies | 85 854    | 3312,3%       |



PASSAGERS

|               |                |                |              |
|---------------|----------------|----------------|--------------|
| National      | 129 010        | 123 430        | -4,3%        |
| International | 13 762         | 17 961         | 30,5%        |
| <b>TOTAL</b>  | <b>142 772</b> | <b>141 391</b> | <b>-1,0%</b> |

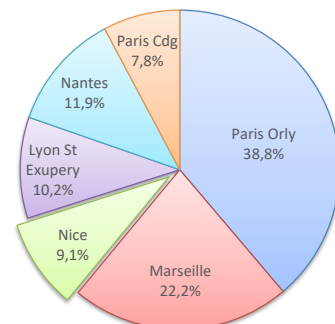
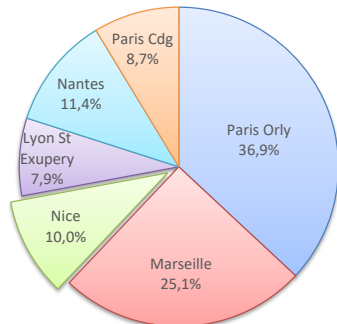
| Passagers du 1er au 31 octobre |                |              |
|--------------------------------|----------------|--------------|
| 2021                           | 2022           | Variation    |
| 129 010                        | 123 430        | -4,3%        |
| 13 762                         | 17 961         | 30,5%        |
| <b>142 772</b>                 | <b>141 391</b> | <b>-1,0%</b> |

| Cumul Passagers depuis le 1er Janvier |                  |              |
|---------------------------------------|------------------|--------------|
| 2021                                  | 2022             | Variation    |
| 1 173 615                             | 1 327 577        | 13,1%        |
| 99 300                                | 187 095          | 88,4%        |
| <b>1 272 915</b>                      | <b>1 514 672</b> | <b>19,0%</b> |

LIGNES

| Lignes           | Pax    | Variation n-1 |
|------------------|--------|---------------|
| Paris Orly       | 37 001 | 4,7%          |
| Marseille        | 25 151 | 7,9%          |
| Nice             | 10 035 | 5,8%          |
| Beauvais         | 0      | -             |
| Bordeaux         | 7 719  | 5,9%          |
| Brest            | 1 445  | -37,7%        |
| Caen             | 2 742  | -33,8%        |
| Lille            | 4 036  | -9,6%         |
| Lyon St Exupery  | 7 873  | -16,5%        |
| Montpellier      | 0      | -100,0%       |
| Nantes           | 11 401 | -13,3%        |
| Paris Cdg        | 8 697  | -1,5%         |
| Rennes           | 0      | -             |
| Strasbourg       | 3 325  | -11,6%        |
| Toulouse         | 2 858  | -26,1%        |
| Autres Nat.      | 1 147  | -36,5%        |
| Charleroi        | 2 378  | 29,0%         |
| Genève           | 6 658  | 54,0%         |
| Bâle - Mulhouse  | 7 860  | 10,5%         |
| Londres Stansted | 0      | -             |
| Bruxelles        | 398    | -0,5%         |
| Luxembourg       | 313    | 286,4%        |
| Autres Inter.    | 354    | -             |

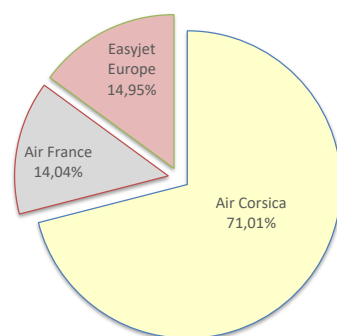
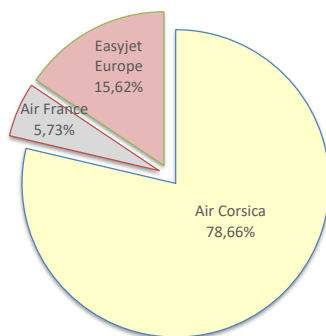
| Lignes           | Pax     | Variation n-1 |
|------------------|---------|---------------|
| Paris Orly       | 403 125 | 25,1%         |
| Marseille        | 230 723 | 33,3%         |
| Nice             | 94 497  | 37,5%         |
| Beauvais         | 185     | -96,2%        |
| Bordeaux         | 86 701  | -0,7%         |
| Brest            | 15 856  | 2,5%          |
| Caen             | 30 079  | -6,4%         |
| Lille            | 40 833  | 0,4%          |
| Lyon St Exupery  | 106 320 | 11,7%         |
| Montpellier      | 12 012  | -42,5%        |
| Nantes           | 123 472 | -7,0%         |
| Paris Cdg        | 80 934  | -3,6%         |
| Rennes           | 2 106   | -43,5%        |
| Strasbourg       | 30 768  | -1,7%         |
| Toulouse         | 49 889  | 14,0%         |
| Autres Nat.      | 20 077  | 13,6%         |
| Charleroi        | 34 253  | 61,8%         |
| Genève           | 49 959  | 82,2%         |
| Bâle - Mulhouse  | 66 901  | 68,0%         |
| Londres Stansted | 1 107   | -             |
| Bruxelles        | 7 810   | 25,3%         |
| Luxembourg       | 12 817  | 260,4%        |
| Autres Inter.    | 14 248  | 1182,4%       |



COMPAGNIES

| Compagnies        | Pax    | Variation n-1 |
|-------------------|--------|---------------|
| Air Corsica       | 75 102 | 8,5%          |
| Air France        | 5 467  | -8,7%         |
| Easyjet Europe    | 14 910 | -11,6%        |
| Volotea           | 26 193 | -26,0%        |
| Transavia         | 3 500  | 47,6%         |
| EasyJet Suisse    | 14 518 | 26,9%         |
| Luxair            | 313    | 286,4%        |
| Ryanair           | 0      | -             |
| Autres Compagnies | 1 388  | -3,2%         |

| Compagnies        | Pax     | Variation n-1 |
|-------------------|---------|---------------|
| Air Corsica       | 732 878 | 31,6%         |
| Air France        | 144 913 | 18,0%         |
| Easyjet Europe    | 154 277 | 9,0%          |
| Volotea           | 311 331 | -8,3%         |
| Transavia         | 24 210  | -5,5%         |
| EasyJet Suisse    | 115 418 | 74,7%         |
| Luxair            | 7 247   | -100,0%       |
| Ryanair           | 278     | -             |
| Autres Compagnies | 24 120  | 43,0%         |



# AEROPORT DE BASTIA

octobre 2022

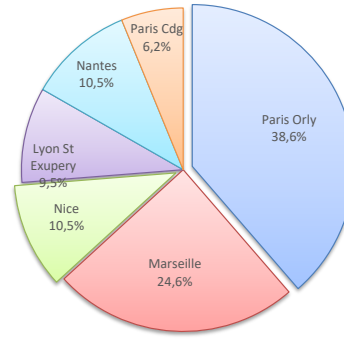
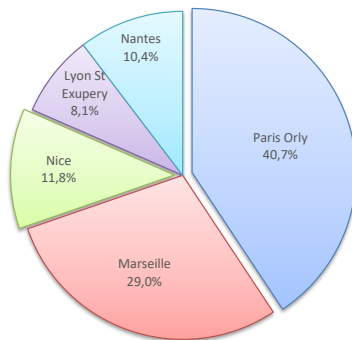
## PASSAGERS

|               | Passagers du 1er au 31 octobre |                |              | Cumul Passagers depuis le 1er Janvier |                  |              |
|---------------|--------------------------------|----------------|--------------|---------------------------------------|------------------|--------------|
|               | 2021                           | 2022           | Variation    | 2021                                  | 2022             | Variation    |
| National      | 100 371                        | 107 268        | 6,9%         | 939 771                               | 1 117 042        | 18,9%        |
| International | 14 438                         | 20 777         | 43,9%        | 116 887                               | 219 208          | 87,5%        |
| <b>TOTAL</b>  | <b>114 809</b>                 | <b>128 045</b> | <b>11,5%</b> | <b>1 056 658</b>                      | <b>1 336 250</b> | <b>26,5%</b> |

### LIGNES

| Lignes          | Pax    | Variation n-1 |
|-----------------|--------|---------------|
| Paris Orly      | 35 955 | 16,1%         |
| Marseille       | 25 653 | 11,7%         |
| Nice            | 10 456 | 6,5%          |
| Beauvais        | 0      | -             |
| Bordeaux        | 2 884  | -47,2%        |
| Brest           | 1 179  | 62,0%         |
| Caen            | 274    | -79,1%        |
| Lille           | 4 149  | 5,8%          |
| Lyon St Exupery | 7 144  | -11,0%        |
| Montpellier     | 818    | 101,5%        |
| Nantes          | 9 162  | 32,2%         |
| Paris Cdg       | 4 247  | 21,0%         |
| Strasbourg      | 3 332  | -15,9%        |
| Toulouse        | 1 442  | 10,5%         |
| Autres Nat.     | 573    | -46,7%        |
| Charleroi       | 2 571  | 23,0%         |
| Genève          | 2 825  | 125,1%        |
| Bâle - Mulhouse | 3 948  | 150,5%        |
| Bruxelles       | 107    | -             |
| Londres Gatwick | 1 532  | -             |
| Luxembourg      | 272    | -20,7%        |
| Autres Inter.   | 9 522  | 3,8%          |

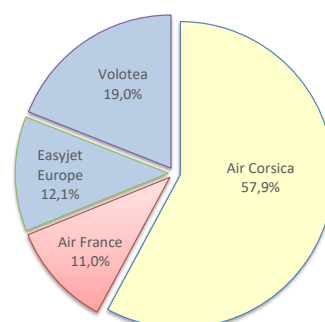
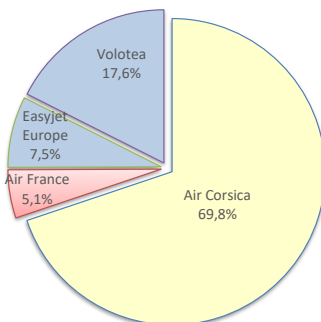
| Lignes          | Pax     | Variation n-1 |
|-----------------|---------|---------------|
| Paris Orly      | 362 591 | 27,2%         |
| Marseille       | 230 411 | 36,0%         |
| Nice            | 98 909  | 37,9%         |
| Beauvais        | 379     | -73,2%        |
| Bordeaux        | 44 145  | -1,6%         |
| Brest           | 12 466  | 5,4%          |
| Caen            | 16 729  | 10,4%         |
| Lille           | 36 494  | 4,7%          |
| Lyon St Exupery | 89 298  | 7,5%          |
| Montpellier     | 9 095   | -14,3%        |
| Nantes          | 98 903  | 3,1%          |
| Paris Cdg       | 58 183  | 20,0%         |
| Strasbourg      | 31 308  | 6,9%          |
| Toulouse        | 28 090  | 24,3%         |
| Autres Nat.     | 0       | -100,0%       |
| Charleroi       | 29 668  | 37,0%         |
| Genève          | 29 171  | 70,5%         |
| Bâle - Mulhouse | 33 673  | 51,5%         |
| Bruxelles       | 3 731   | 47,7%         |
| Londres Gatwick | 11 323  | -             |
| Luxembourg      | 8 024   | 20,0%         |
| Autres Inter.   | 103 618 | 122,0%        |



### COMPAGNIES

| Compagnies        | Pax    | Variation n-1 |
|-------------------|--------|---------------|
| Air Corsica       | 74 520 | 12,9%         |
| Air France        | 5 429  | 15,6%         |
| Easyjet Europe    | 7 995  | -30,3%        |
| Volotea           | 18 751 | -2,7%         |
| Transavia         | 3 824  | 124,2%        |
| British Airways   | 92     | -             |
| EasyJet UK        | 1 532  | -             |
| EasyJet Suisse    | 6 773  | 139,2%        |
| Eurowings         | 1 918  | -52,1%        |
| Lufthansa         | 3 314  | 3,2%          |
| Luxair            | 272    | -20,7%        |
| Norwegian         | 0      | -             |
| Ryanair           | 0      | -             |
| SWISS             | 0      | -             |
| TUI fly           | 107    | -             |
| Autres Compagnies | 3 518  | 178,8%        |

| Compagnies        | Pax     | Variation n-1 |
|-------------------|---------|---------------|
| Air Corsica       | 652 032 | 32,8%         |
| Air France        | 124 049 | 10,9%         |
| Easyjet Europe    | 136 578 | 7,7%          |
| Volotea           | 214 167 | -0,7%         |
| Transavia         | 34 495  | 50,4%         |
| British Airways   | 4 079   | 2244,3%       |
| EasyJet UK        | 11 323  | -             |
| EasyJet Suisse    | 62 769  | 59,8%         |
| Eurowings         | 23 760  | 41,9%         |
| Lufthansa         | 25 141  | 43,9%         |
| Luxair            | 8 007   | 19,8%         |
| Norwegian         | 0       | -             |
| Ryanair           | 1 020   | 237,7%        |
| SWISS             | 0       | -             |
| TUI fly           | 3 722   | 47,9%         |
| Autres Compagnies | 35 108  | 589,3%        |



PASSAGERS

|               |
|---------------|
| National      |
| International |
| <b>TOTAL</b>  |

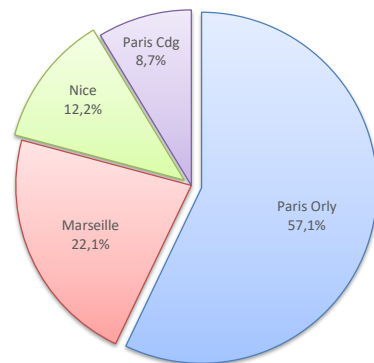
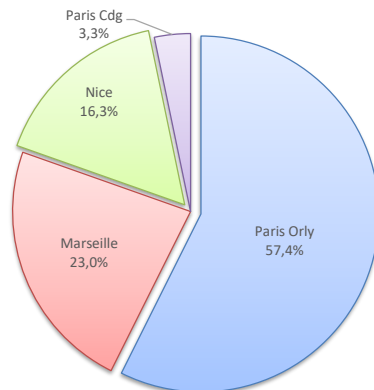
| Passagers du 1er au 31 octobre |               |               |
|--------------------------------|---------------|---------------|
| 2021                           | 2022          | Variation     |
| 22 983                         | 18 060        | -21,4%        |
| 2 386                          | 1 590         | -33,4%        |
| <b>25 369</b>                  | <b>19 650</b> | <b>-22,5%</b> |

| Cumul Passagers depuis le 1er Janvier |                |              |
|---------------------------------------|----------------|--------------|
| 2021                                  | 2022           | Variation    |
| 245 460                               | 273 849        | 11,6%        |
| 32 006                                | 50 206         | 56,9%        |
| <b>277 466</b>                        | <b>324 055</b> | <b>16,8%</b> |

LIGNES

| Lignes           | Pax    | Variation n-1 |
|------------------|--------|---------------|
| Paris Orly       | 10 096 | 0,4%          |
| Marseille        | 4 052  | 10,1%         |
| Nice             | 2 873  | 27,1%         |
| Bordeaux         | 0      | -             |
| Brest            | 0      | -100,0%       |
| Caen             | 0      | -             |
| Lille            | 202    | -             |
| Lyon St Exupery  | 0      | -100,0%       |
| Montpellier      | 5      | -             |
| Nantes           | 216    | -91,6%        |
| Paris Cdg        | 575    | -78,4%        |
| Rennes           | 0      | -             |
| Toulouse         | 2      | -50,0%        |
| Autres Nat.      | 39     | -73,6%        |
| Charleroi        | 0      | -             |
| Genève           | 1      | -             |
| Bâle - Mulhouse  | 0      | -             |
| Londres Stansted | 0      | -             |
| Bruxelles        | 0      | -             |
| Luxembourg       | 74     | 37,0%         |
| Autres Inter.    | 1 515  | -35,0%        |

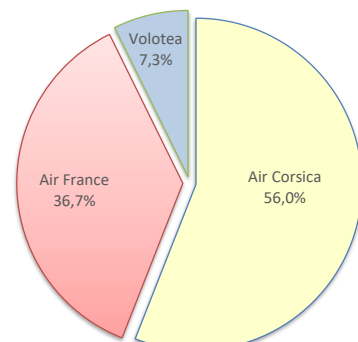
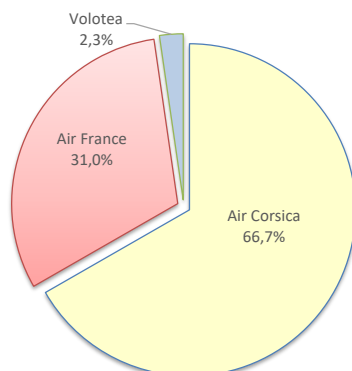
| Lignes           | Pax     | Variation n-1 |
|------------------|---------|---------------|
| Paris Orly       | 131 121 | 16,0%         |
| Marseille        | 50 633  | 20,1%         |
| Nice             | 27 960  | 32,8%         |
| Bordeaux         | 1 024   | -36,6%        |
| Brest            | 12      | -99,5%        |
| Caen             | 1 719   | 5,8%          |
| Lille            | 6 281   | 275,0%        |
| Lyon St Exupery  | 13 990  | 0,9%          |
| Montpellier      | 9       | -99,5%        |
| Nantes           | 17 136  | -8,8%         |
| Paris Cdg        | 19 907  | 14,0%         |
| Rennes           | 990     | -27,3%        |
| Toulouse         | 1 885   | 31,8%         |
| Autres Nat.      | 1 179   | -81,5%        |
| Charleroi        | 5 239   | 93,6%         |
| Genève           | 4 907   | 5,9%          |
| Bâle - Mulhouse  | 5 528   | 4,7%          |
| Londres Stansted | 5 030   | -             |
| Bruxelles        | 22      | -12,0%        |
| Luxembourg       | 4 533   | 1,0%          |
| Autres Inter.    | 24 947  | 67,7%         |



COMPAGNIES

| Compagnies        | Pax    | Variation n-1 |
|-------------------|--------|---------------|
| Air Corsica       | 12 154 | 3,6%          |
| Air France        | 5 647  | 2,3%          |
| Easyjet Europe    | 0      | -100,0%       |
| Volotea           | 418    | -83,7%        |
| Transavia         | 0      | -             |
| EasyJet Suisse    | 0      | -             |
| Eurowings         | 797    | -32,4%        |
| Luxair            | 74     | 37,0%         |
| SWISS             | 94     | -11,3%        |
| Autres Compagnies | 466    | -29,6%        |

| Compagnies        | Pax     | Variation n-1 |
|-------------------|---------|---------------|
| Air Corsica       | 149 498 | 25,4%         |
| Air France        | 98 170  | 10,2%         |
| Easyjet Europe    | 18 472  | -15,0%        |
| Volotea           | 19 462  | 32,5%         |
| Transavia         | 2 237   | -71,9%        |
| EasyJet Suisse    | 10 384  | 5,6%          |
| Eurowings         | 5 555   | 44,1%         |
| Luxair            | 4 533   | -16,1%        |
| SWISS             | 648     | 29,6%         |
| Autres Compagnies | 15 096  | 189,4%        |



PASSAGERS

|               |
|---------------|
| National      |
| International |
| <b>TOTAL</b>  |

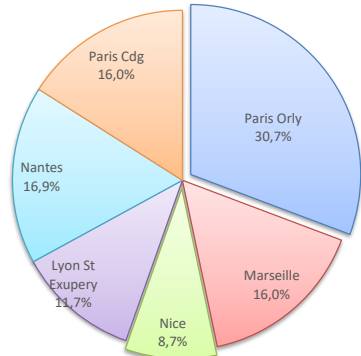
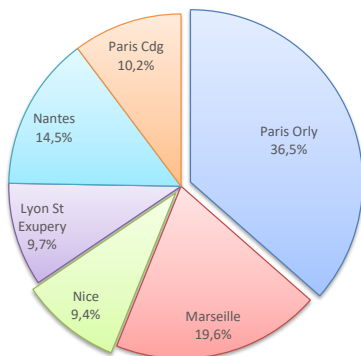
| Passagers du 1er au 31 octobre |               |             |
|--------------------------------|---------------|-------------|
| 2021                           | 2022          | Variation   |
| 56 369                         | 58 651        | 4,0%        |
| 8 437                          | 8 294         | -1,7%       |
| <b>64 806</b>                  | <b>66 945</b> | <b>3,3%</b> |

| Cumul Passagers depuis le 1er Janvier |                |              |
|---------------------------------------|----------------|--------------|
| 2021                                  | 2022           | Variation    |
| 674 446                               | 748 786        | 11,0%        |
| 77 580                                | 119 772        | 54,4%        |
| <b>752 026</b>                        | <b>868 558</b> | <b>15,5%</b> |

LIGNES

| Lignes           | Pax    | Variation n-1 |
|------------------|--------|---------------|
| Paris Orly       | 14 062 | -4,2%         |
| Marseille        | 7 558  | 23,5%         |
| Nice             | 3 642  | 10,2%         |
| Beauvais         | 3 827  | -22,2%        |
| Bordeaux         | 4 266  | -3,3%         |
| Brest            | 209    | -83,0%        |
| Caen             | 2 311  | 57,0%         |
| Lille            | 4 318  | 7,8%          |
| Lyon St Exupery  | 3 749  | -6,5%         |
| Montpellier      | 0      | -100,0%       |
| Nantes           | 5 580  | 16,4%         |
| Paris Cdg        | 3 949  | 21,2%         |
| Rennes           | 0      | -100,0%       |
| Strasbourg       | 1 955  | -19,1%        |
| Toulouse         | 2 862  | 142,1%        |
| Autres Nat.      | 363    | -35,9%        |
| Charleroi        | 3 960  | -4,2%         |
| Genève           | 3 573  | 49,8%         |
| Bâle - Mulhouse  | 0      | -100,0%       |
| Londres Stansted | 0      | -             |
| Bruxelles        | 50     | -             |
| Londres Gatwick  | 0      | -             |
| Luxembourg       | 311    | 26,9%         |
| Autres Inter.    | 400    | 26,6%         |

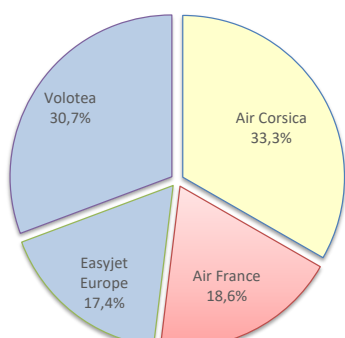
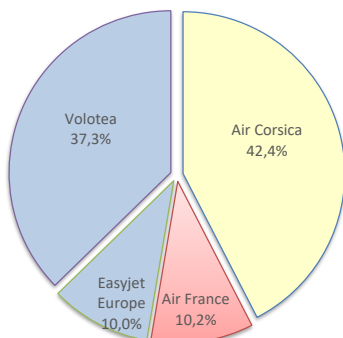
| Lignes           | Pax     | Variation n-1 |
|------------------|---------|---------------|
| Paris Orly       | 159 607 | 13,5%         |
| Marseille        | 82 959  | 28,1%         |
| Nice             | 45 164  | 17,5%         |
| Beauvais         | 28 742  | -2,6%         |
| Bordeaux         | 56 615  | 8,8%          |
| Brest            | 7 164   | -28,0%        |
| Caen             | 21 500  | 33,0%         |
| Lille            | 46 065  | 14,3%         |
| Lyon St Exupery  | 60 534  | 4,8%          |
| Montpellier      | 119     | -98,6%        |
| Nantes           | 87 991  | 5,3%          |
| Paris Cdg        | 83 150  | 11,5%         |
| Rennes           | 2 354   | -23,0%        |
| Strasbourg       | 21 317  | 7,8%          |
| Toulouse         | 40 932  | 40,1%         |
| Autres Nat.      | 4 573   | -29,6%        |
| Charleroi        | 46 358  | 44,2%         |
| Genève           | 33 622  | 52,4%         |
| Bâle - Mulhouse  | 5 167   | -34,0%        |
| Londres Stansted | 126     | 1300,0%       |
| Bruxelles        | 185     | 18,6%         |
| Londres Gatwick  | 4 688   | 322,7%        |
| Luxembourg       | 7 226   | 29,8%         |
| Autres Inter.    | 22 400  | 157,6%        |



COMPAGNIES

| Compagnies        | Pax    | Variation n-1 |
|-------------------|--------|---------------|
| Air Corsica       | 21 480 | 10,2%         |
| Air France        | 5 185  | -11,0%        |
| Easyjet Europe    | 5 083  | -39,3%        |
| Volotea           | 18 875 | 6,9%          |
| Transavia         | 0      | -             |
| British Airways   | 210    | 110,0%        |
| EasyJet Suisse    | 3 570  | -4,4%         |
| Luxair            | 311    | 34,6%         |
| Ryanair           | 11 812 | 33,5%         |
| Autres Compagnies | 419    | -22,8%        |

| Compagnies        | Pax     | Variation n-1 |
|-------------------|---------|---------------|
| Air Corsica       | 227 638 | 15,8%         |
| Air France        | 127 480 | 19,5%         |
| Easyjet Europe    | 118 757 | 4,1%          |
| Volotea           | 209 869 | 2,4%          |
| Transavia         | 8 290   | 50,8%         |
| British Airways   | 8 896   | 244,9%        |
| EasyJet Suisse    | 43 077  | 41,4%         |
| Luxair            | 7 153   | 30,3%         |
| Ryanair           | 105 868 | 48,8%         |
| Autres Compagnies | 11 530  | -20,4%        |



# AEROPORTS DE CORSE

octobre 2022

## PASSAGERS PAR LIGNE

MENSUEL

| National                        | Ajaccio        | Bastia         | Calvi         | Figari        | Total          | Variation/V   | Variation/%  |
|---------------------------------|----------------|----------------|---------------|---------------|----------------|---------------|--------------|
| Paris Orly                      | 37 001         | 35 955         | 10 096        | 14 062        | 97 114         | 6 067         | 6,7%         |
| Marseille                       | 25 151         | 25 653         | 4 052         | 7 558         | 62 414         | 6 356         | 11,3%        |
| Nice                            | 10 035         | 10 456         | 2 873         | 3 642         | 27 006         | 2 136         | 8,6%         |
| Beauvais                        | 0              | 0              | 0             | 3 827         | 3 827          | -1 094        | -22,2%       |
| Bordeaux                        | 7 719          | 2 884          | 0             | 4 266         | 14 869         | -2 290        | -13,3%       |
| Brest                           | 1 445          | 1 179          | 0             | 209           | 2 833          | -1 448        | -33,8%       |
| Caen                            | 2 742          | 274            | 0             | 2 311         | 5 327          | -1 596        | -23,1%       |
| Lille                           | 4 036          | 4 149          | 202           | 4 318         | 12 705         | 313           | 2,5%         |
| Lyon St Exupery                 | 7 873          | 7 144          | 0             | 3 749         | 18 766         | -4 303        | -18,7%       |
| Montpellier                     | 0              | 818            | 5             | 0             | 823            |               |              |
| Nantes                          | 11 401         | 9 162          | 216           | 5 580         | 26 359         |               |              |
| Paris Cdg                       | 8 697          | 4 247          | 575           | 3 949         | 17 468         |               |              |
| Strasbourg                      | 3 325          | 3 332          | 0             | 1 955         | 8 612          |               |              |
| Toulouse                        | 2 858          | 1 442          | 2             | 2 862         | 7 164          |               |              |
| Autres Nat.                     | 1 147          | 573            | 39            | 363           | 2 122          | -1 474        | -41,0%       |
| <b>Total</b>                    | <b>123 430</b> | <b>107 268</b> | <b>18 060</b> | <b>58 651</b> | <b>307 409</b> | <b>-1 324</b> | <b>-0,4%</b> |
| <i>Variation Volume / (n-1)</i> | <i>-5 580</i>  | <i>6 897</i>   | <i>-4 923</i> | <i>2 282</i>  | <i>-1 324</i>  |               |              |
| <i>Variation % / (n-1)</i>      | <i>-4,3%</i>   | <i>6,9%</i>    | <i>-21,4%</i> | <i>4,0%</i>   | <i>-0,4%</i>   |               |              |
| International                   | Ajaccio        | Bastia         | Calvi         | Figari        | Total          | Variation/V   | Variation/%  |
| Charleroi                       | 2 378          | 2 571          | 0             | 3 960         | 8 909          | 841           | 10,4%        |
| Genève                          | 6 658          | 2 825          | 1             | 3 573         | 13 057         | 5 094         | 64,0%        |
| Bâle - Mulhouse                 | 7 860          | 3 948          | 0             | 0             | 11 808         | 1 760         | 17,5%        |
| Bruxelles                       | 398            | 107            | 0             | 50            | 555            | 155           | 38,8%        |
| Londres Gatwick                 | 0              | 1 532          | 0             | 0             | 1 532          | 1 532         | -            |
| Luxembourg                      | 313            | 272            | 74            | 311           | 970            | 247           | 34,2%        |
| Autres Inter.                   | 354            | 9 522          | 1 515         | 400           | 11 791         | -30           | -0,3%        |
| <b>Total</b>                    | <b>17 961</b>  | <b>20 777</b>  | <b>1 590</b>  | <b>8 294</b>  | <b>48 622</b>  | <b>9 599</b>  | <b>24,6%</b> |
| <i>Variation Volume / (n-1)</i> | <i>4 199</i>   | <i>6 339</i>   | <i>-796</i>   | <i>-143</i>   | <i>9 599</i>   |               |              |
| <i>Variation % / (n-1)</i>      | <i>30,5%</i>   | <i>43,9%</i>   | <i>-33,4%</i> | <i>-1,7%</i>  | <i>24,6%</i>   |               |              |
| <b>Total</b>                    | <b>141 391</b> | <b>128 045</b> | <b>19 650</b> | <b>66 945</b> | <b>356 031</b> | <b>8 275</b>  | <b>2,4%</b>  |
| <i>Variation Volume / (n-1)</i> | <i>-1 381</i>  | <i>13 236</i>  | <i>-5 719</i> | <i>2 139</i>  | <i>8 275</i>   |               |              |
| <i>Variation % / (n-1)</i>      | <i>-1,0%</i>   | <i>11,5%</i>   | <i>-22,5%</i> | <i>3,3%</i>   | <i>2,4%</i>    |               |              |

Cumul depuis le 1er janvier

| National                        | Ajaccio          | Bastia           | Calvi          | Figari         | Total            | Variation/V    | Variation/%  |
|---------------------------------|------------------|------------------|----------------|----------------|------------------|----------------|--------------|
| Paris Orly                      | 403 125          | 362 591          | 131 121        | 159 607        | 1 056 444        | 195 665        | 22,7%        |
| Marseille                       | 230 723          | 230 411          | 50 633         | 82 959         | 594 726          | 145 290        | 32,3%        |
| Nice                            | 94 497           | 98 909           | 27 960         | 45 164         | 266 530          | 66 585         | 33,3%        |
| Beauvais                        | 185              | 379              | 3              | 28 742         | 29 309           | -6 466         | -18,1%       |
| Bordeaux                        | 86 701           | 44 145           | 1 024          | 56 615         |                  |                |              |
| Brest                           | 15 856           | 12 466           | 12             | 7 164          |                  |                |              |
| Caen                            | 30 079           | 16 729           | 1 719          | 21 500         |                  |                |              |
| Lille                           | 40 833           | 36 494           | 6 281          | 46 065         |                  |                |              |
| Lyon St Exupery                 | 106 320          | 89 298           | 13 990         | 60 534         |                  |                |              |
| Montpellier                     | 12 012           | 9 095            | 9              | 119            | 21 235           | -20 183        | -48,7%       |
| Nantes                          | 123 472          | 98 903           | 17 136         | 87 991         | 327 502          | -3 455         | -1,0%        |
| Paris Cdg                       | 80 934           | 58 183           | 19 907         | 83 150         | 242 174          | 17 719         | 7,9%         |
| Rennes                          | 2 106            | 41               | 990            | 2 354          | 5 491            | -5 469         | -49,9%       |
| Strasbourg                      | 30 768           | 31 308           | 0              | 21 317         |                  |                |              |
| Toulouse                        | 49 889           | 28 090           | 1 885          | 40 932         | 120 796          | 23 774         | 24,5%        |
| Autres Nat.                     | 20 077           | 0                | 1 179          | 4 573          | 25 829           | -17 404        | -40,3%       |
| <b>Total</b>                    | <b>1 327 577</b> | <b>1 117 042</b> | <b>273 849</b> | <b>748 786</b> | <b>2 690 036</b> | <b>396 056</b> | <b>17,3%</b> |
| <i>Variation Volume / (n-1)</i> | <i>153 962</i>   | <i>177 271</i>   | <i>28 389</i>  | <i>74 340</i>  | <i>396 056</i>   |                |              |
| <i>Variation % / (n-1)</i>      | <i>13,1%</i>     | <i>18,9%</i>     | <i>11,6%</i>   | <i>11,0%</i>   | <i>17,3%</i>     |                |              |
| International                   | Ajaccio          | Bastia           | Calvi          | Figari         | Total            | Variation/V    | Variation/%  |
| Charleroi                       | 34 253           | 29 668           | 5 239          | 46 358         | 115 518          | 37835          | 48,7%        |
| Genève                          | 49 959           | 29 171           | 4 907          | 33 622         | 117 659          | 46436          | 65,2%        |
| Bâle - Mulhouse                 | 66 901           | 33 673           | 5 528          | 5 167          | 111 269          | 36114          | 48,1%        |
| Londres Stansted                | 1 107            | 0                | 5 030          | 126            | 6 263            | 6254           | 69488,9%     |
| Bruxelles                       | 7 810            | 3 731            | 22             | 185            | 11 748           | 2807           | 31,4%        |
| Londres Gatwick                 | 0                | 11 323           | 0              | 4 688          | 16 011           | 14902          | 1343,7%      |
| Luxembourg                      | 12 817           | 8 024            | 4 533          | 7 226          | 32 600           | 12301          | 60,6%        |
| Autres Inter.                   | 14 248           | 103 618          | 24 947         | 22 400         | 165 213          | 93859          | 131,5%       |
| <b>Total</b>                    | <b>187 095</b>   | <b>219 208</b>   | <b>50 206</b>  | <b>119 772</b> | <b>576 281</b>   | <b>250 508</b> | <b>76,9%</b> |
| <i>Variation Volume / (n-1)</i> | <i>87 795</i>    | <i>102 321</i>   | <i>18 200</i>  | <i>42 192</i>  | <i>250 508</i>   |                |              |
| <i>Variation % / (n-1)</i>      | <i>88,4%</i>     | <i>87,5%</i>     | <i>56,9%</i>   | <i>54,4%</i>   | <i>76,9%</i>     |                |              |
| <b>Total</b>                    | <b>1 514 672</b> | <b>1 336 250</b> | <b>324 055</b> | <b>868 558</b> | <b>3 266 317</b> | <b>646 564</b> | <b>24,7%</b> |
| <i>Variation Volume / (n-1)</i> | <i>241 757</i>   | <i>279 592</i>   | <i>46 589</i>  | <i>116 532</i> | <i>646 564</i>   |                |              |
| <i>Variation % / (n-1)</i>      | <i>19,0%</i>     | <i>26,5%</i>     | <i>16,8%</i>   | <i>15,5%</i>   | <i>24,7%</i>     |                |              |



PASSAGERS PAR COMPAGNIE

| MENSUEL                         | National                        |                | Ajaccio        | Bastia        | Calvi          | Figari         | Total         | Variation/V  | Variation/% |
|---------------------------------|---------------------------------|----------------|----------------|---------------|----------------|----------------|---------------|--------------|-------------|
|                                 | Air Corsica                     | 72 930         | 70 930         | 11 949        | 21 057         | 176 866        | 16 382        | 10,2%        |             |
|                                 | Air France                      | 5 467          | 5 429          | 5 647         | 5 185          | 21 728         | -299          | -1,4%        |             |
|                                 | Easyjet Europe                  | 14 910         | 7 995          | 0             | 5 083          | 27 988         | -12 272       | -30,5%       |             |
|                                 | Volotea                         | 26 193         | 18 751         | 418           | 18 875         | 64 237         | -10 377       | -13,9%       |             |
|                                 | Transavia                       | 3 500          | 3 824          | 0             | 0              | 7 324          | 3 247         | 79,6%        |             |
|                                 | Ryanair                         | 0              | 0              | 0             | 8 267          | 8 267          | 3 346         | 68,0%        |             |
|                                 | Autres Compagnies               | 430            | 339            | 46            | 184            | 999            | -1 351        | -57,5%       |             |
|                                 | <b>Total</b>                    | <b>123 430</b> | <b>107 268</b> | <b>18 060</b> | <b>58 651</b>  | <b>307 409</b> | <b>-1 324</b> | <b>-0,4%</b> |             |
|                                 | <b>Variation Volume / (n-1)</b> | <b>-5 580</b>  | <b>6 897</b>   | <b>-4 923</b> | <b>2 282</b>   | <b>-1 324</b>  |               |              |             |
| <b>Variation % / (n-1)</b>      | <b>-4,3%</b>                    | <b>6,9%</b>    | <b>-21,4%</b>  | <b>4,0%</b>   | <b>-0,4%</b>   |                |               |              |             |
| MENSUEL                         | International                   |                | Ajaccio        | Bastia        | Calvi          | Figari         | Total         | Variation/V  | Variation/% |
|                                 | Air Corsica                     | 2 172          | 3 590          | 205           | 423            | 6 390          | 431           | 7,2%         |             |
|                                 | Volotea                         | 0              | 0              | 0             | 0              | 0              | -278          | -100,0%      |             |
|                                 | British Airways                 | 0              | 92             | 0             | 210            | 302            | 202           | 202,0%       |             |
|                                 | Easyjet UK                      | 0              | 1 532          | 0             | 0              | 1 532          | 1 532         | -            |             |
|                                 | Easyjet Suisse                  | 14 518         | 6 773          | 0             | 3 570          | 24 861         | 6 859         | 38,1%        |             |
|                                 | Eurowings                       | 0              | 1 918          | 797           | 0              | 2 715          | -2 467        | -47,6%       |             |
|                                 | Lufthansa                       | 0              | 3 314          | 0             | 0              | 3 314          | 102           | 3,2%         |             |
|                                 | Luxair                          | 313            | 272            | 74            | 311            | 970            | 261           | 36,8%        |             |
|                                 | Ryanair                         | 0              | 0              | 0             | 3 545          | 3 545          | -379          | -9,7%        |             |
| SWISS                           | 0                               | 0              | 94             | 0             | 94             | -12            | -11,3%        |              |             |
| TUI fly                         | 0                               | 107            | 0              | 0             | 107            | 107            | -             |              |             |
| Autres Compagnies               | 958                             | 3 179          | 420            | 235           | 4 792          | 3 241          | 209,0%        |              |             |
| <b>Total</b>                    | <b>17 961</b>                   | <b>20 777</b>  | <b>1 590</b>   | <b>8 294</b>  | <b>48 622</b>  | <b>9 599</b>   | <b>24,6%</b>  |              |             |
| <b>Variation Volume / (n-1)</b> | <b>4 199</b>                    | <b>6 339</b>   | <b>-796</b>    | <b>-143</b>   | <b>9 599</b>   |                |               |              |             |
| <b>Variation % / (n-1)</b>      | <b>30,5%</b>                    | <b>43,3%</b>   | <b>-33,4%</b>  | <b>-1,7%</b>  | <b>24,6%</b>   |                |               |              |             |
| MENSUEL                         | Total                           |                | Ajaccio        | Bastia        | Calvi          | Figari         | Total         | Variation/V  | Variation/% |
|                                 | Air Corsica                     | 75 102         | 74 520         | 12 154        | 21 480         | 183 256        | 16 813        | 10,1%        |             |
|                                 | Air France                      | 5 467          | 5 429          | 5 647         | 5 185          | 21 728         | -299          | -1,4%        |             |
|                                 | Easyjet Europe                  | 14 910         | 7 995          | 0             | 5 083          | 27 988         | -12 272       | -30,5%       |             |
|                                 | Volotea                         | 26 193         | 18 751         | 418           | 18 875         | 64 237         | -10 655       | -14,2%       |             |
|                                 | Transavia                       | 3 500          | 3 824          | 0             | 0              | 7 324          | 3 247         | 79,6%        |             |
|                                 | British Airways                 | 0              | 92             | 0             | 210            | 302            | 202           | 202,0%       |             |
|                                 | Easyjet UK                      | 0              | 1 532          | 0             | 0              | 1 532          | 1 532         | -            |             |
|                                 | Easyjet Suisse                  | 14 518         | 6 773          | 0             | 3 570          | 24 861         | 6 859         | 38,1%        |             |
|                                 | Eurowings                       | 0              | 1 918          | 797           | 0              | 2 715          | -2 467        | -47,6%       |             |
| Lufthansa                       | 0                               | 3 314          | 0              | 0             | 3 314          | 102            | 3,2%          |              |             |
| Luxair                          | 313                             | 272            | 74             | 311           | 970            | 261            | 36,8%         |              |             |
| Ryanair                         | 0                               | 0              | 0              | 11 812        | 11 812         | 2 967          | 33,5%         |              |             |
| SWISS                           | 0                               | 0              | 94             | 0             | 94             | -12            | -11,3%        |              |             |
| TUI fly                         | 0                               | 107            | 0              | 0             | 107            | 107            | -             |              |             |
| Autres Compagnies               | 1 388                           | 3 518          | 466            | 419           | 5 791          | 1 890          | 48,4%         |              |             |
| <b>Total</b>                    | <b>141 391</b>                  | <b>128 045</b> | <b>19 650</b>  | <b>66 945</b> | <b>356 031</b> | <b>8 275</b>   | <b>2,4%</b>   |              |             |
| <b>Variation Volume / (n-1)</b> | <b>-1 381</b>                   | <b>13 236</b>  | <b>-5 719</b>  | <b>2 139</b>  | <b>8 275</b>   |                |               |              |             |
| <b>Variation % / (n-1)</b>      | <b>-1,0%</b>                    | <b>11,5%</b>   | <b>-22,5%</b>  | <b>3,3%</b>   | <b>2,4%</b>    |                |               |              |             |

| Cumul depuis le 1er janvier     | National          |                  | Ajaccio          | Bastia         | Calvi            | Figari           | Total          | Variation/V  | Variation/% |
|---------------------------------|-------------------|------------------|------------------|----------------|------------------|------------------|----------------|--------------|-------------|
|                                 | Air Corsica       | 689 552          | 612 019          | 129 739        | 213 044          | 1 644 354        | 341 799        | 26,2%        |             |
|                                 | Air France        | 144 913          | 123 958          | 98 170         | 127 480          | 494 521          | 64 116         | 14,9%        |             |
|                                 | Easyjet Europe    | 154 277          | 131 277          | 18 472         | 118 757          | 422 783          | 23 847         | 6,0%         |             |
|                                 | Volotea           | 305 761          | 213 983          | 19 462         | 209 869          | 749 075          | -25 457        | -3,3%        |             |
|                                 | Transavia         | 24 210           | 32 357           | 2 237          | 8 290            | 67 094           | 7 574          | 12,7%        |             |
|                                 | Easyjet Suisse    | 0                | 0                | 0              | 0                | 0                | -157           | -100,0%      |             |
|                                 | Ryanair           | 278              | 532              | 0              | 67 340           | 68 150           | 22 069         | 47,9%        |             |
|                                 | Autres Compagnies | 8 586            | 2 916            | 5 769          | 4 006            | 21 277           | 171            | 0,8%         |             |
|                                 | <b>Total</b>      | <b>1 327 577</b> | <b>1 117 042</b> | <b>273 849</b> | <b>748 786</b>   | <b>3 467 254</b> | <b>433 962</b> | <b>14,3%</b> |             |
| <b>Variation Volume / (n-1)</b> | <b>153 962</b>    | <b>177 271</b>   | <b>28 389</b>    | <b>74 340</b>  | <b>433 962</b>   |                  |                |              |             |
| <b>Variation % / (n-1)</b>      | <b>13,1%</b>      | <b>18,9%</b>     | <b>11,6%</b>     | <b>11,0%</b>   | <b>14,3%</b>     |                  |                |              |             |
| Cumul depuis le 1er janvier     | International     |                  | Ajaccio          | Bastia         | Calvi            | Figari           | Total          | Variation/V  | Variation/% |
|                                 | Air Corsica       | 43 326           | 40 013           | 19 759         | 14 594           | 117 692          | 56 228         | 91,5%        |             |
|                                 | Air France        | 0                | 91               | 0              | 0                | 91               | 91             | -            |             |
|                                 | Easyjet Europe    | 0                | 5 301            | 0              | 0                | 5 301            | 123            | 2,4%         |             |
|                                 | Volotea           | 5 570            | 184              | 0              | 0                | 5 754            | 5 476          | 1969,8%      |             |
|                                 | Transavia         | 0                | 2 138            | 0              | 0                | 2 138            | -352           | -14,1%       |             |
|                                 | British Airways   | 0                | 4 079            | 0              | 8 896            | 12 975           | 10 222         | 371,3%       |             |
|                                 | Easyjet UK        | 0                | 11 323           | 0              | 0                | 11 323           | 11 323         | -            |             |
|                                 | Easyjet Suisse    | 115 418          | 62 769           | 10 384         | 43 077           | 231 648          | 86 159         | 59,2%        |             |
|                                 | Eurowings         | 0                | 23 760           | 5 555          | 0                | 29 315           | 8 717          | 42,3%        |             |
| Lufthansa                       | 0                 | 25 141           | 0                | 0              | 25 141           | 7 665            | 43,9%          |              |             |
| Luxair                          | 7 247             | 8 007            | 4 533            | 7 153          | 26 940           | 5 809            | 27,5%          |              |             |
| Norwegian                       | 0                 | 0                | 0                | 0              | 0                | 0                | -              |              |             |
| Ryanair                         | 0                 | 488              | 0                | 38 528         | 39 016           | 13 670           | 53,9%          |              |             |
| SWISS                           | 0                 | 0                | 648              | 0              | 648              | 148              | 29,6%          |              |             |
| TUI fly                         | 0                 | 3 722            | 0                | 0              | 3 722            | 1 206            | 47,9%          |              |             |
| Autres Compagnies               | 15 534            | 32 192           | 9 327            | 7 524          | 64 577           | 44 023           | 214,2%         |              |             |
| <b>Total</b>                    | <b>187 095</b>    | <b>219 208</b>   | <b>50 206</b>    | <b>119 772</b> | <b>576 281</b>   | <b>250 508</b>   | <b>76,9%</b>   |              |             |
| <b>Variation Volume / (n-1)</b> | <b>87 795</b>     | <b>102 321</b>   | <b>18 200</b>    | <b>42 192</b>  | <b>250 508</b>   |                  |                |              |             |
| <b>Variation % / (n-1)</b>      | <b>88,4%</b>      | <b>87,5%</b>     | <b>56,9%</b>     | <b>54,4%</b>   | <b>76,9%</b>     |                  |                |              |             |
| Cumul depuis le 1er janvier     | Total             |                  | Ajaccio          | Bastia         | Calvi            | Figari           | Total          | Variation/V  | Variation/% |
|                                 | Air Corsica       | 732 878          | 652 032          | 149 498        | 227 638          | 1 762 046        | 398 027        | 29,2%        |             |
|                                 | Air France        | 144 913          | 124 049          | 98 170         | 127 480          | 494 612          | 64 207         | 14,9%        |             |
|                                 | Easyjet Europe    | 154 277          | 136 578          | 18 472         | 118 757          | 428 084          | 23 970         | 5,9%         |             |
|                                 | Volotea           | 311 331          | 214 167          | 19 462         | 209 869          | 754 829          | -19 981        | -2,6%        |             |
|                                 | Transavia         | 24 210           | 34 495           | 2 237          | 8 290            | 69 232           | 7 222          | 11,6%        |             |
|                                 | British Airways   | 0                | 4 079            | 0              | 8 896            | 12 975           | 10 222         | 371,3%       |             |
|                                 | Easyjet UK        | 0                | 11 323           | 0              | 0                | 11 323           | 11 323         | -            |             |
|                                 | Easyjet Suisse    | 115 418          | 62 769           | 10 384         | 43 077           | 231 648          | 86 002         | 59,0%        |             |
|                                 | Eurowings         | 0                | 23 760           | 5 555          | 0                | 29 315           | 8 717          | 42,3%        |             |
| Lufthansa                       | 0                 | 25 141           | 0                | 0              | 25 141           | 7 665            | 43,9%          |              |             |
| Luxair                          | 7 247             | 8 007            | 4 533            | 7 153          | 26 940           | 5 809            | 27,5%          |              |             |
| Ryanair                         | 278               | 1 020            | 0                | 105 868        | 107 166          | 35 739           | 50,0%          |              |             |
| SWISS                           | 0                 | 0                | 648              | 0              | 648              | 148              | 29,6%          |              |             |
| TUI fly                         | 0                 | 3 722            | 0                | 0              | 3 722            | 1 206            | 47,9%          |              |             |
| Autres Compagnies               | 24 120            | 35 108           | 15 096           | 11 530         | 85 854           | 44 194           | 106,1%         |              |             |
| <b>Total</b>                    | <b>1 514 672</b>  | <b>1 336 250</b> | <b>324 055</b>   | <b>868 558</b> | <b>4 043 535</b> | <b>684 470</b>   | <b>20,4%</b>   |              |             |
| <b>Variation Volume / (n-1)</b> | <b>241 757</b>    | <b>279 592</b>   | <b>46 589</b>    | <b>116 532</b> | <b>684 470</b>   |                  |                |              |             |
| <b>Variation % / (n-1)</b>      | <b>19,0%</b>      | <b>26,5%</b>     | <b>16,8%</b>     | <b>15,5%</b>   | <b>20,4%</b>     |                  |                |              |             |