

**Aéroports de Corse**

**Aeruporti di Corsica**

**Mensuel**

***U Misincu***

**Passagers 2022**

***Passageri 2022***

**nov-22**

# AEROPORTS DE CORSE

novembre 2022

## PASSAGERS AU GLOBAL

| TOTAL AEROPORTS |
|-----------------|
| National        |
| International   |
| <b>TOTAL</b>    |

| Passagers du 1er au 30 novembre |                |           |
|---------------------------------|----------------|-----------|
| 2021                            | 2022           | Variation |
| 171 307                         | 169 291        | -1,2%     |
| 1 295                           | 4 967          | 283,6%    |
| <b>172 602</b>                  | <b>174 258</b> | <b>1%</b> |

| Cumul Passagers depuis le 1er Janvier |                  |              |
|---------------------------------------|------------------|--------------|
| 2021                                  | 2022             | Variation    |
| 3 204 599                             | 3 644 381        | 13,7%        |
| 327 068                               | 573 337          | 75,3%        |
| <b>3 531 667</b>                      | <b>4 217 718</b> | <b>19,4%</b> |

| AJACCIO       |
|---------------|
| National      |
| International |
| <b>TOTAL</b>  |

| Passagers du 1er au 30 novembre |               |             |
|---------------------------------|---------------|-------------|
| 2021                            | 2022          | Variation   |
| 70 560                          | 68 569        | -2,8%       |
| 233                             | 2 281         | 879%        |
| <b>70 793</b>                   | <b>70 850</b> | <b>0,1%</b> |

| Cumul Passagers depuis le 1er Janvier |                  |            |
|---------------------------------------|------------------|------------|
| 2021                                  | 2022             | Variation  |
| 1 244 175                             | 1 396 070        | 12,2%      |
| 99 533                                | 189 376          | 90,3%      |
| <b>1 343 708</b>                      | <b>1 585 446</b> | <b>18%</b> |

| BASTIA        |
|---------------|
| National      |
| International |
| <b>TOTAL</b>  |

| Passagers du 1er au 30 novembre |               |             |
|---------------------------------|---------------|-------------|
| 2021                            | 2022          | Variation   |
| 69 548                          | 69 957        | 0,6%        |
| 975                             | 2 228         | 128,5%      |
| <b>70 523</b>                   | <b>72 185</b> | <b>2,4%</b> |

| Cumul Passagers depuis le 1er Janvier |                  |            |
|---------------------------------------|------------------|------------|
| 2021                                  | 2022             | Variation  |
| 1 009 319                             | 1 194 911        | 18,4%      |
| 117 862                               | 213 525          | 81,2%      |
| <b>1 127 181</b>                      | <b>1 408 436</b> | <b>25%</b> |

| CALVI         |
|---------------|
| National      |
| International |
| <b>TOTAL</b>  |

| Passagers du 1er au 30 novembre |               |             |
|---------------------------------|---------------|-------------|
| 2021                            | 2022          | Variation   |
| 10 907                          | 11 178        | 2,5%        |
| 8                               | 1             | -87,5%      |
| <b>10 915</b>                   | <b>11 179</b> | <b>2,4%</b> |

| Cumul Passagers depuis le 1er Janvier |                |              |
|---------------------------------------|----------------|--------------|
| 2021                                  | 2022           | Variation    |
| 256 367                               | 285 027        | 11,2%        |
| 32 014                                | 50 207         | 56,8%        |
| <b>288 381</b>                        | <b>335 234</b> | <b>16,2%</b> |

| FIGARI        |
|---------------|
| National      |
| International |
| <b>TOTAL</b>  |

| Passagers du 1er au 30 novembre |               |              |
|---------------------------------|---------------|--------------|
| 2021                            | 2022          | Variation    |
| 20 292                          | 19 587        | -3,5%        |
| 79                              | 457           | 478,5%       |
| <b>20 371</b>                   | <b>20 044</b> | <b>-1,6%</b> |

| Cumul Passagers depuis le 1er Janvier |                |            |
|---------------------------------------|----------------|------------|
| 2021                                  | 2022           | Variation  |
| 694 738                               | 768 373        | 10,6%      |
| 77 659                                | 120 229        | 54,8%      |
| <b>772 397</b>                        | <b>888 602</b> | <b>15%</b> |

# AEROPORTS DE CORSE

novembre 2022

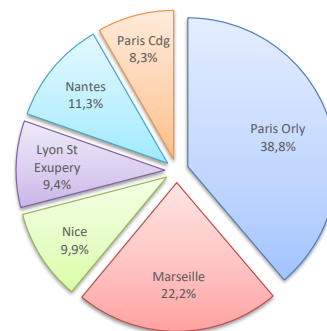
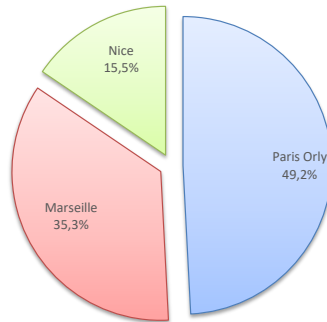
## PASSAGERS

|               | Passagers du 1er au 30 novembre |                |           | Cumul Passagers depuis le 1er Janvier |                  |              |
|---------------|---------------------------------|----------------|-----------|---------------------------------------|------------------|--------------|
|               | 2021                            | 2022           | Variation | 2021                                  | 2022             | Variation    |
| National      | 171 307                         | 169 291        | -1,2%     | 3 204 599                             | 3 644 381        | 13,7%        |
| International | 1 295                           | 4 967          | 283,6%    | 327 068                               | 573 337          | 75,3%        |
| <b>TOTAL</b>  | <b>172 602</b>                  | <b>174 258</b> | <b>1%</b> | <b>3 531 667</b>                      | <b>4 217 718</b> | <b>19,4%</b> |

LIGNES

| Lignes           | Pax    | Variation n-1 |
|------------------|--------|---------------|
| Paris Orly       | 75 836 | 7%            |
| Marseille        | 54 449 | 8,9%          |
| Nice             | 23 927 | 11,5%         |
| Beauvais         | 0      | -             |
| Bordeaux         | 1 685  | -68,4%        |
| Brest            | 0      | -100%         |
| Caen             | 536    | -65,3%        |
| Lille            | 1 615  | -56%          |
| Lyon St Exupery  | 4 587  | -6,6%         |
| Montpellier      | 8      | -98,4%        |
| Nantes           | 2 686  | -57,5%        |
| Paris Cdg        | 661    | -             |
| Rennes           | 0      | -             |
| Strasbourg       | 1 201  | -57,3%        |
| Toulouse         | 1 475  | -34,9%        |
| Autres Nat.      | 625    | -44,1%        |
| Charleroi        | 2 120  | -44,1%        |
| Genève           | 1 041  | -             |
| Bâle - Mulhouse  | 448    | -             |
| Londres Stansted | 0      | -             |
| Bruxelles        | 64     | 966,7%        |
| Londres Gatwick  | 0      | -             |
| Luxembourg       | 0      | -             |
| Autres Inter.    | 1 294  | 60,3%         |

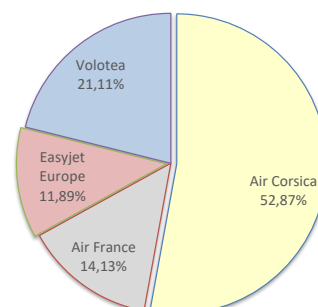
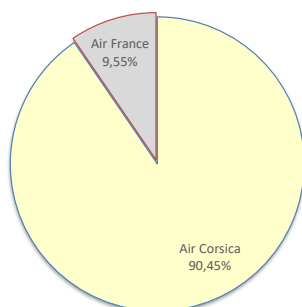
| Lignes           | Pax       | Variation n-1 |
|------------------|-----------|---------------|
| Paris Orly       | 1 132 280 | 21,5%         |
| Marseille        | 649 175   | 30%           |
| Nice             | 290 457   | 31,2%         |
| Beauvais         | 29 309    | -18,1%        |
| Bordeaux         | 190 170   | -0,5%         |
| Brest            | 35 498    | -11,3%        |
| Caen             | 70 563    | 5,9%          |
| Lille            | 131 288   | 8,3%          |
| Lyon St Exupery  | 274 729   | 7,8%          |
| Montpellier      | 21 243    | -49,3%        |
| Nantes           | 330 188   | -2,1%         |
| Paris Cdg        | 242 835   | 8,2%          |
| Rennes           | 5 491     | -49,9%        |
| Strasbourg       | 84 594    | 0,3%          |
| Toulouse         | 122 271   | 23,1%         |
| Autres Nat.      | 34 290    | -22,7%        |
| Charleroi        | 117 638   | 50,5%         |
| Genève           | 118 700   | 66,7%         |
| Bâle - Mulhouse  | 111 717   | 48,6%         |
| Londres Stansted | 6 263     | 69488,9%      |
| Bruxelles        | 11 812    | 32%           |
| Londres Gatwick  | 16 011    | 1343,7%       |
| Luxembourg       | 32 600    | 60,6%         |
| Autres Inter.    | 158 596   | 119,8%        |



COMPAGNIES

| Compagnies        | Pax     | Variation n-1 |
|-------------------|---------|---------------|
| Air Corsica       | 146 690 | 12,7%         |
| Air France        | 15 487  | -12,8%        |
| Easyjet Europe    | 1 378   | -62,8%        |
| Volotea           | 7 390   | -60,1%        |
| Transavia         | 0       | -100%         |
| British Airways   | 0       | -             |
| Easyjet UK        | 0       | -             |
| Easyjet Suisse    | 1 286   | -             |
| Eurowings         | 0       | -             |
| Lufthansa         | 0       | -100%         |
| Luxair            | 0       | -             |
| Ryanair           | 0       | -             |
| SWISS             | 0       | -             |
| TUI fly           | 57      | -             |
| Autres Compagnies | 1 970   | 102,3%        |

| Compagnies        | Pax       | Variation n-1 |
|-------------------|-----------|---------------|
| Air Corsica       | 1 908 736 | 27,7%         |
| Air France        | 510 099   | 13,8%         |
| Easyjet Europe    | 429 265   | 5,3%          |
| Volotea           | 762 219   | -3,9%         |
| Transavia         | 69 232    | 9,3%          |
| British Airways   | 12 975    | 371,3%        |
| Easyjet UK        | 11 323    | -             |
| Easyjet Suisse    | 233 131   | 60,1%         |
| Eurowings         | 29 315    | 42,3%         |
| Lufthansa         | 25 141    | -             |
| Luxair            | 26 940    | 52,6%         |
| Ryanair           | 107 158   | -             |
| SWISS             | 648       | -99,1%        |
| TUI fly           | 3 779     | 655,8%        |
| Autres Compagnies | 87 757    | 3388%         |



PASSAGERS

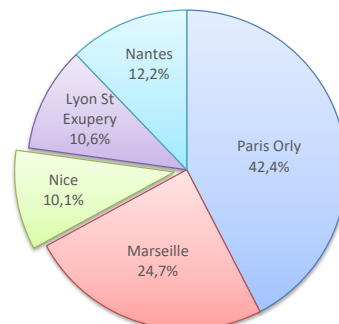
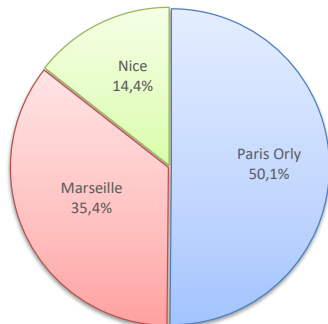
|               | Passagers du 1er au 30 novembre |               |             |
|---------------|---------------------------------|---------------|-------------|
|               | 2021                            | 2022          | Variation   |
| National      | 70 560                          | 68 569        | -2,8%       |
| International | 233                             | 2 281         | 879%        |
| <b>TOTAL</b>  | <b>70 793</b>                   | <b>70 850</b> | <b>0,1%</b> |

|  | Cumul Passagers depuis le 1er Janvier |                  |            |
|--|---------------------------------------|------------------|------------|
|  | 2021                                  | 2022             | Variation  |
|  | 1 244 175                             | 1 396 070        | 12,2%      |
|  | 99 533                                | 189 376          | 90,3%      |
|  | <b>1 343 708</b>                      | <b>1 585 446</b> | <b>18%</b> |

LIGNES

| Lignes           | Pax    | Variation n-1 |
|------------------|--------|---------------|
| Paris Orly       | 30 400 | 5,8%          |
| Marseille        | 21 483 | 6,5%          |
| Nice             | 8 743  | 9,8%          |
| Beauvais         | 0      | -             |
| Bordeaux         | 978    | -62,3%        |
| Brest            | 0      | -100%         |
| Caen             | 362    | -69,7%        |
| Lille            | 667    | -46,3%        |
| Lyon St Exupery  | 2 324  | 20,4%         |
| Montpellier      | 0      | -100%         |
| Nantes           | 1 027  | -59,7%        |
| Paris Cdg        | 412    | -             |
| Rennes           | 0      | -             |
| Strasbourg       | 760    | -37,3%        |
| Toulouse         | 1 195  | -35,2%        |
| Autres Nat.      | 218    | -54,4%        |
| Charleroi        | 915    | 292,7%        |
| Genève           | 442    | -             |
| Bâle - Mulhouse  | 448    | -             |
| Londres Stansted | 0      | -             |
| Bruxelles        | 0      | -             |
| Luxembourg       | 0      | -             |
| Autres Inter.    | 476    | -             |

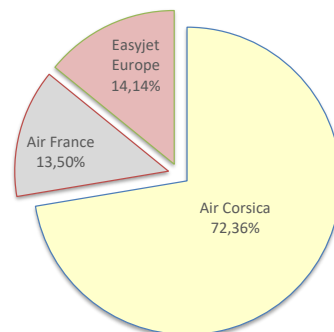
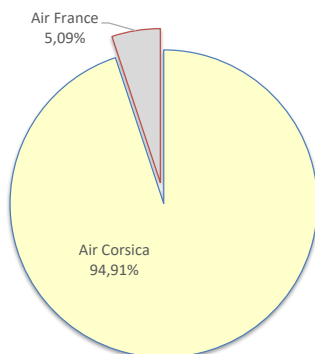
| Lignes           | Pax     | Variation n-1 |
|------------------|---------|---------------|
| Paris Orly       | 433 525 | 23,5%         |
| Marseille        | 252 206 | 30,5%         |
| Nice             | 103 240 | 34,6%         |
| Beauvais         | 185     | -96,2%        |
| Bordeaux         | 87 679  | -2,5%         |
| Brest            | 15 856  | 0,3%          |
| Caen             | 30 441  | -8,7%         |
| Lille            | 41 500  | -1%           |
| Lyon St Exupery  | 108 644 | 11,9%         |
| Montpellier      | 12 012  | -43,4%        |
| Nantes           | 124 499 | -7,9%         |
| Paris Cdg        | 81 346  | -3,1%         |
| Rennes           | 2 106   | -43,5%        |
| Strasbourg       | 31 528  | -3%           |
| Toulouse         | 51 084  | 12%           |
| Autres Nat.      | 20 219  | 11,4%         |
| Charleroi        | 35 168  | 64,3%         |
| Genève           | 50 401  | 83,8%         |
| Bâle - Mulhouse  | 67 349  | 69,1%         |
| Londres Stansted | 1 107   | -             |
| Bruxelles        | 7 810   | 25,3%         |
| Luxembourg       | 12 817  | 260,4%        |
| Autres Inter.    | 14 724  | 1225,3%       |



COMPAGNIES

| Compagnies        | Pax    | Variation n-1 |
|-------------------|--------|---------------|
| Air Corsica       | 61 537 | 9,7%          |
| Air France        | 3 301  | -14,9%        |
| Easyjet Europe    | 932    | -7,9%         |
| Volotea           | 3 180  | -65%          |
| Transavia         | 0      | -100%         |
| EasyJet Suisse    | 890    | -             |
| Luxair            | 0      | -             |
| Ryanair           | 0      | -             |
| Autres Compagnies | 1 010  | 1194,9%       |

| Compagnies        | Pax     | Variation n-1 |
|-------------------|---------|---------------|
| Air Corsica       | 794 415 | 29,6%         |
| Air France        | 148 214 | 17%           |
| Easyjet Europe    | 155 209 | 8,9%          |
| Volotea           | 314 511 | -9,8%         |
| Transavia         | 24 210  | -7,9%         |
| EasyJet Suisse    | 116 308 | 76%           |
| Luxair            | 7 247   | -100%         |
| Ryanair           | 278     | -             |
| Autres Compagnies | 25 054  | 47,8%         |



# AEROPORT DE BASTIA

novembre 2022

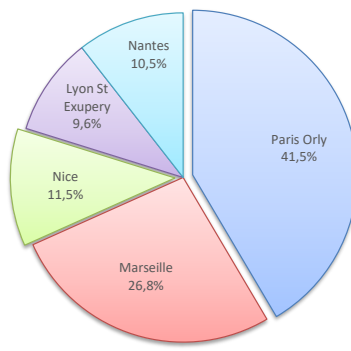
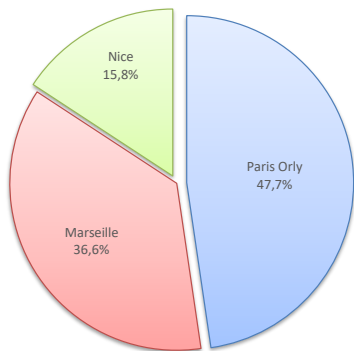
## PASSAGERS

|               | Passagers du 1er au 30 novembre |               |             | Cumul Passagers depuis le 1er Janvier |                  |            |
|---------------|---------------------------------|---------------|-------------|---------------------------------------|------------------|------------|
|               | 2021                            | 2022          | Variation   | 2021                                  | 2022             | Variation  |
| National      | 69 548                          | 69 957        | 0,6%        | 1 009 319                             | 1 194 911        | 18,4%      |
| International | 975                             | 2 228         | 128,5%      | 117 862                               | 213 525          | 81,2%      |
| <b>TOTAL</b>  | <b>70 523</b>                   | <b>72 185</b> | <b>2,4%</b> | <b>1 127 181</b>                      | <b>1 408 436</b> | <b>25%</b> |

### LIGNES

| Lignes          | Pax    | Variation n-1 |
|-----------------|--------|---------------|
| Paris Orly      | 30 833 | 10,4%         |
| Marseille       | 23 640 | 9,9%          |
| Nice            | 10 200 | 8,8%          |
| Beauvais        | 0      | -             |
| Bordeaux        | 484    | -75,4%        |
| Brest           | 0      | -100%         |
| Caen            | 0      | -100%         |
| Lille           | 573    | -54%          |
| Lyon St Exupery | 2 088  | -30%          |
| Montpellier     | 8      | -95,3%        |
| Nantes          | 1 042  | -54,5%        |
| Paris Cdg       | 249    | -             |
| Rennes          | 0      | -             |
| Strasbourg      | 257    | -79,5%        |
| Toulouse        | 278    | 21,4%         |
| Autres Nat.     | 305    | 48,8%         |
| Charleroi       | 1 002  | 302,4%        |
| Genève          | 396    | -             |
| Bâle - Mulhouse | 0      | -             |
| Bruxelles       | 57     | -             |
| Londres Gatwick | 0      | -             |
| Luxembourg      | 0      | -             |
| Autres Inter.   | 773    | 6,5%          |

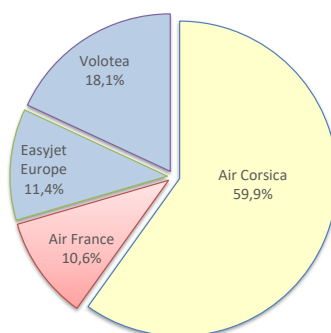
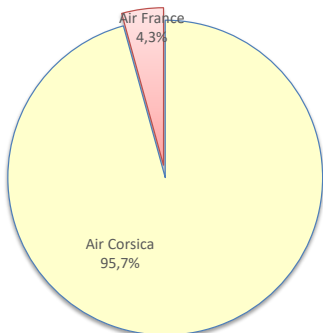
| Lignes          | Pax     | Variation n-1 |
|-----------------|---------|---------------|
| Paris Orly      | 393 424 | 25,7%         |
| Marseille       | 254 051 | 33%           |
| Nice            | 109 109 | 34,5%         |
| Beauvais        | 379     | -73,2%        |
| Bordeaux        | 44 629  | -4,7%         |
| Brest           | 12 466  | 3,8%          |
| Caen            | 16 729  | 9%            |
| Lille           | 37 067  | 2,7%          |
| Lyon St Exupery | 91 386  | 6,2%          |
| Montpellier     | 9 103   | -15,6%        |
| Nantes          | 99 945  | 1,8%          |
| Paris Cdg       | 58 432  | 20,5%         |
| Rennes          | 41      | -98,5%        |
| Strasbourg      | 31 565  | 3,4%          |
| Toulouse        | 28 368  | 24,3%         |
| Autres Nat.     | 8 217   | -36,3%        |
| Charleroi       | 30 670  | 40%           |
| Genève          | 29 567  | 72,8%         |
| Bâle - Mulhouse | 33 673  | 51,5%         |
| Bruxelles       | 3 788   | 50%           |
| Londres Gatwick | 11 323  | -             |
| Luxembourg      | 8 024   | 20%           |
| Autres Inter.   | 96 480  | 103,5%        |



### COMPAGNIES

| Compagnies        | Pax    | Variation n-1 |
|-------------------|--------|---------------|
| Air Corsica       | 65 305 | 13,9%         |
| Air France        | 2 923  | -19,2%        |
| Easyjet Europe    | 249    | -89,2%        |
| Volotea           | 2 466  | -56,8%        |
| Transavia         | 0      | -100%         |
| British Airways   | 0      | -             |
| EasyJet UK        | 0      | -             |
| EasyJet Suisse    | 396    | -             |
| Eurowings         | 0      | -             |
| Lufthansa         | 0      | -100%         |
| Luxair            | 0      | -             |
| Ryanair           | 0      | -             |
| TUI fly           | 57     | -             |
| Autres Compagnies | 789    | 14,5%         |

| Compagnies        | Pax     | Variation n-1 |
|-------------------|---------|---------------|
| Air Corsica       | 717 337 | 30,8%         |
| Air France        | 126 972 | 10%           |
| Easyjet Europe    | 136 827 | 6,0%          |
| Volotea           | 216 633 | -2,2%         |
| Transavia         | 34 495  | 46,2%         |
| British Airways   | 4 079   | 2244,3%       |
| EasyJet UK        | 11 323  | -             |
| EasyJet Suisse    | 63 165  | 60,8%         |
| Eurowings         | 23 760  | 41,9%         |
| Lufthansa         | 25 141  | 42,4%         |
| Luxair            | 8 007   | 19,8%         |
| Ryanair           | 1 020   | 237,7%        |
| TUI fly           | 3 779   | 50,2%         |
| Autres Compagnies | 35 898  | 520,9%        |



# AEROPORT DE CALVI

novembre 2022

## PASSAGERS

|               |
|---------------|
| National      |
| International |
| <b>TOTAL</b>  |

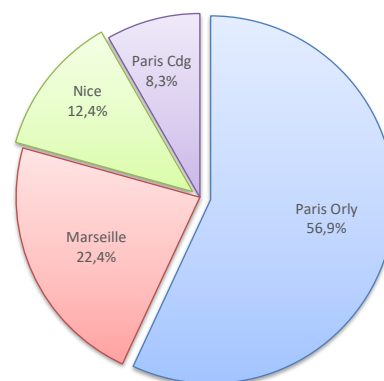
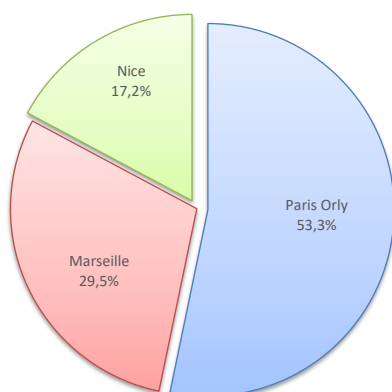
| Passagers du 1er au 30 novembre |               |             |
|---------------------------------|---------------|-------------|
| 2021                            | 2022          | Variation   |
| 10 907                          | 11 178        | 2,5%        |
| 8                               | 1             | -87,5%      |
| <b>10 915</b>                   | <b>11 179</b> | <b>2,4%</b> |

| Cumul Passagers depuis le 1er Janvier |                |              |
|---------------------------------------|----------------|--------------|
| 2021                                  | 2022           | Variation    |
| 256 367                               | 285 027        | 11,2%        |
| 32 014                                | 50 207         | 56,8%        |
| <b>288 381</b>                        | <b>335 234</b> | <b>16,2%</b> |

### LIGNES

| Lignes           | Pax   | Variation n-1 |
|------------------|-------|---------------|
| Paris Orly       | 5 952 | 0,3%          |
| Marseille        | 3 302 | 11,8%         |
| Nice             | 1 922 | 14,4%         |
| Bordeaux         | 0     | -             |
| Caen             | 0     | -             |
| Lille            | 0     | -             |
| Lyon St Exupery  | 0     | -             |
| Nantes           | 0     | -100%         |
| Paris Cdg        | 0     | -             |
| Rennes           | 0     | -             |
| Toulouse         | 2     | -             |
| Autres Nat.      | 0     | -100%         |
| Charleroi        | 0     | -             |
| Genève           | 0     | -             |
| Bâle - Mulhouse  | 0     | -             |
| Londres Stansted | 0     | -             |
| Luxembourg       | 0     | -             |
| Autres Inter.    | 1     | -87,5%        |

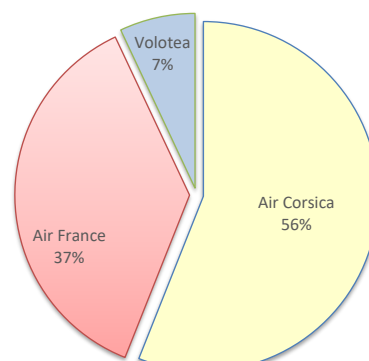
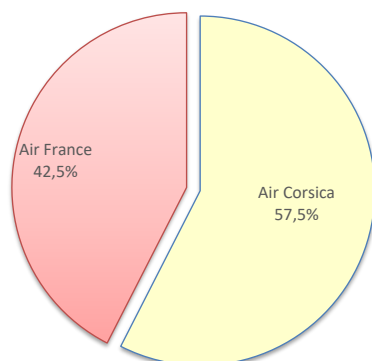
| Lignes           | Pax     | Variation n-1 |
|------------------|---------|---------------|
| Paris Orly       | 137 073 | 15,3%         |
| Marseille        | 53 935  | 19,5%         |
| Nice             | 29 882  | 31,5%         |
| Bordeaux         | 1 024   | -36,6%        |
| Caen             | 1 719   | 5,8%          |
| Lille            | 6 281   | 275%          |
| Lyon St Exupery  | 13 990  | 0,9%          |
| Nantes           | 17 136  | -9,7%         |
| Paris Cdg        | 19 907  | 14%           |
| Rennes           | 990     | -27,3%        |
| Toulouse         | 1 887   | 32%           |
| Autres Nat.      | 1 179   | -81,9%        |
| Charleroi        | 5 239   | 93,6%         |
| Genève           | 4 907   | 5,9%          |
| Bâle - Mulhouse  | 5 528   | 4,7%          |
| Londres Stansted | 5 030   | -             |
| Luxembourg       | 4 533   | 1%            |
| Autres Inter.    | 24 948  | 67,7%         |



### COMPAGNIES

| Compagnies        | Pax   | Variation n-1 |
|-------------------|-------|---------------|
| Air Corsica       | 6 428 | 19,8%         |
| Air France        | 4 748 | -11,1%        |
| Volotea           | 0     | -100%         |
| Transavia         | 0     | -             |
| EasyJet Suisse    | 0     | -             |
| Eurowings         | 0     | -             |
| Luxair            | 0     | -             |
| SWISS             | 0     | -             |
| Autres Compagnies | 3     | -82,4%        |

| Compagnies        | Pax     | Variation n-1 |
|-------------------|---------|---------------|
| Air Corsica       | 155 926 | 25,2%         |
| Air France        | 102 918 | 9%            |
| Volotea           | 19 462  | 30,8%         |
| Transavia         | 2 237   | -71,9%        |
| EasyJet Suisse    | 10 384  | 5,6%          |
| Eurowings         | 5 555   | 44,1%         |
| Luxair            | 4 533   | -16,1%        |
| SWISS             | 648     | 29,6%         |
| Autres Compagnies | 15 099  | 188,5%        |



# AEROPORT DE FIGARI

novembre 2022

## PASSAGERS

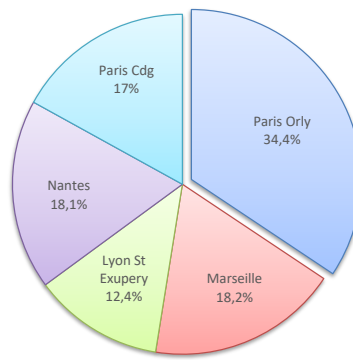
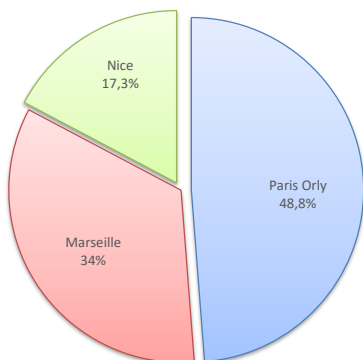
|               | Passagers du 1er au 30 novembre |               |              |
|---------------|---------------------------------|---------------|--------------|
|               | 2021                            | 2022          | Variation    |
| National      | 20 292                          | 19 587        | -3,5%        |
| International | 79                              | 457           | 478,5%       |
| <b>TOTAL</b>  | <b>20 371</b>                   | <b>20 044</b> | <b>-1,6%</b> |

|              | Cumul Passagers depuis le 1er Janvier |                |            |
|--------------|---------------------------------------|----------------|------------|
|              | 2021                                  | 2022           | Variation  |
|              | 694 738                               | 768 373        | 10,6%      |
|              | 77 659                                | 120 229        | 54,8%      |
| <b>TOTAL</b> | <b>772 397</b>                        | <b>888 602</b> | <b>15%</b> |

### LIGNES

| Lignes           | Pax   | Variation n-1 |
|------------------|-------|---------------|
| Paris Orly       | 8 651 | 4,9%          |
| Marseille        | 6 024 | 11,9%         |
| Nice             | 3 062 | 26%           |
| Beauvais         | 0     | -             |
| Bordeaux         | 223   | -70,7%        |
| Brest            | 0     | -             |
| Caen             | 174   | 8,1%          |
| Lille            | 375   | -68,4%        |
| Lyon St Exupery  | 175   | -             |
| Montpellier      | 0     | -100%         |
| Nantes           | 617   | -52,2%        |
| Paris Cdg        | 0     | -             |
| Rennes           | 0     | -             |
| Strasbourg       | 184   | -46,8%        |
| Toulouse         | 0     | -100%         |
| Autres Nat.      | 102   | -65,2%        |
| Charleroi        | 203   | -             |
| Genève           | 203   | -             |
| Bâle - Mulhouse  | 0     | -             |
| Londres Stansted | 0     | -             |
| Bruxelles        | 7     | 16,7%         |
| Londres Gatwick  | 0     | -             |
| Luxembourg       | 0     | -             |
| Autres Inter.    | 44    | -39,7%        |

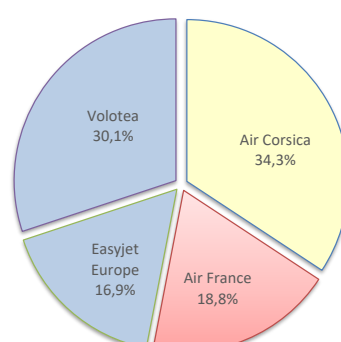
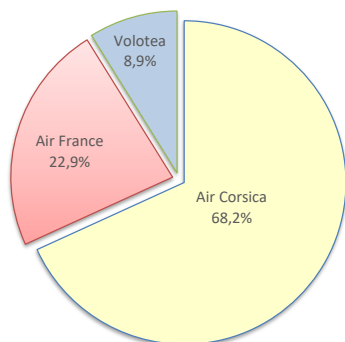
| Lignes           | Pax     | Variation n-1 |
|------------------|---------|---------------|
| Paris Orly       | 168 258 | 13,1%         |
| Marseille        | 88 983  | 26,9%         |
| Nice             | 48 226  | 18%           |
| Beauvais         | 28 742  | -2,6%         |
| Bordeaux         | 56 838  | 7,6%          |
| Brest            | 7 164   | -28%          |
| Caen             | 21 674  | 32,7%         |
| Lille            | 46 440  | 11,9%         |
| Lyon St Exupery  | 60 709  | 5,1%          |
| Montpellier      | 119     | -98,6%        |
| Nantes           | 88 608  | 4,4%          |
| Paris Cdg        | 83 150  | 11,5%         |
| Rennes           | 2 354   | -23%          |
| Strasbourg       | 21 501  | 6,9%          |
| Toulouse         | 40 932  | 39,2%         |
| Autres Nat.      | 4 675   | -31,2%        |
| Charleroi        | 46 561  | 44,8%         |
| Genève           | 33 825  | 53,3%         |
| Bâle - Mulhouse  | 5 167   | -34%          |
| Londres Stansted | 126     | 1300%         |
| Bruxelles        | 192     | 18,5%         |
| Londres Gatwick  | 4 688   | 322,7%        |
| Luxembourg       | 7 226   | 29,8%         |
| Autres Inter.    | 22 444  | 155,9%        |



### COMPAGNIES

| Compagnies        | Pax    | Variation n-1 |
|-------------------|--------|---------------|
| Air Corsica       | 13 420 | 18,5%         |
| Air France        | 4 515  | -8,3%         |
| Easyjet Europe    | 197    | -49,5%        |
| Volotea           | 1 744  | -50,8%        |
| Transavia         | 0      | -             |
| British Airways   | 0      | -             |
| EasyJet Suisse    | 0      | -             |
| Luxair            | 0      | -             |
| Ryanair           | 0      | -             |
| Autres Compagnies | 168    | -11,6%        |

| Compagnies        | Pax     | Variation n-1 |
|-------------------|---------|---------------|
| Air Corsica       | 241 058 | 15,9%         |
| Air France        | 131 995 | 18,2%         |
| Easyjet Europe    | 118 757 | 3,7%          |
| Volotea           | 211 613 | 1,5%          |
| Transavia         | 8 290   | 50,8%         |
| British Airways   | 8 896   | 244,9%        |
| EasyJet Suisse    | 43 274  | 42%           |
| Luxair            | 7 153   | 30,3%         |
| Ryanair           | 105 860 | 48,8%         |
| Autres Compagnies | 11 706  | -20,2%        |



# AEROPORTS DE CORSE

novembre 2022

## PASSAGERS PAR LIGNE

|                                 |                                 |                |               |               |                |                    |                    |                    |
|---------------------------------|---------------------------------|----------------|---------------|---------------|----------------|--------------------|--------------------|--------------------|
| <b>MENSUEL</b>                  | <b>National</b>                 | <b>Ajaccio</b> | <b>Bastia</b> | <b>Calvi</b>  | <b>Figari</b>  | <b>Total</b>       | <b>Variation/V</b> | <b>Variation/%</b> |
|                                 | Paris Orly                      | 30 400         | 30 833        | 5 952         | 8 651          | 75 836             | 4 985              | 7%                 |
|                                 | Marseille                       | 21 483         | 23 640        | 3 302         | 6 024          | 54 449             | 4 433              | 8,9%               |
|                                 | Nice                            | 8 743          | 10 200        | 1 922         | 3 062          | 23 927             | 2 477              | 11,5%              |
|                                 | Bordeaux                        | 978            | 484           | 0             | 223            | 1 685              | -3 641             | -68,4%             |
|                                 | Caen                            | 362            | 0             | 0             | 174            | 536                | -1 008             | -65,3%             |
|                                 | Lille                           | 667            | 573           | 0             | 375            | 1 615              | -2 059             | -56%               |
|                                 | Lyon St Exupery                 | 2 324          | 2 088         | 0             | 175            | 4 587              | -326               | -6,6%              |
|                                 | Nantes                          | 1 027          | 1 042         | 0             | 617            | 2 686              |                    |                    |
|                                 | Paris Cdg                       | 412            | 249           | 0             | 0              | 661                |                    |                    |
|                                 | Strasbourg                      | 760            | 257           | 0             | 184            | 1 201              |                    |                    |
|                                 | Toulouse                        | 1 195          | 278           | 2             | 0              | 1 475              |                    |                    |
|                                 | Autres Nat.                     | 218            | 305           | 0             | 102            | 625                | -493               | -44,1%             |
|                                 | <b>Total</b>                    | <b>68 569</b>  | <b>69 957</b> | <b>11 178</b> | <b>19 587</b>  | <b>169 291</b>     | <b>-2 016</b>      | <b>-1,2%</b>       |
|                                 | <i>Variation Volume / (n-1)</i> | <i>-1 991</i>  | <i>409</i>    | <i>271</i>    | <i>-705</i>    | <i>-2 016</i>      |                    |                    |
| <i>Variation % / (n-1)</i>      | <i>-2,8%</i>                    | <i>0,6%</i>    | <i>2,5%</i>   | <i>-3,5%</i>  | <i>-1,2%</i>   |                    |                    |                    |
| <b>International</b>            | <b>Ajaccio</b>                  | <b>Bastia</b>  | <b>Calvi</b>  | <b>Figari</b> | <b>Total</b>   | <b>Variation/V</b> | <b>Variation/%</b> |                    |
| Charleroi                       | 915                             | 1 002          | 0             | 203           | 2 120          | 1 638              | 339,8%             |                    |
| Genève                          | 442                             | 396            | 0             | 203           | 1 041          | 1 041              | -                  |                    |
| Bâle - Mulhouse                 | 448                             | 0              | 0             | 0             | 448            | 448                | -                  |                    |
| Bruxelles                       | 0                               | 57             | 0             | 7             | 64             | 58                 | 966,7%             |                    |
| Autres Inter.                   | 476                             | 773            | 1             | 44            | 1 294          | 487                | 60,3%              |                    |
| <b>Total</b>                    | <b>2 281</b>                    | <b>2 228</b>   | <b>1</b>      | <b>457</b>    | <b>4 967</b>   | <b>3 672</b>       | <b>283,6%</b>      |                    |
| <i>Variation Volume / (n-1)</i> | <i>2 048</i>                    | <i>1 253</i>   | <i>-7</i>     | <i>378</i>    | <i>3 672</i>   |                    |                    |                    |
| <i>Variation % / (n-1)</i>      | <i>879,0%</i>                   | <i>128,5%</i>  | <i>-87,5%</i> | <i>478,5%</i> | <i>283,6%</i>  |                    |                    |                    |
| <b>Total</b>                    | <b>70 850</b>                   | <b>72 185</b>  | <b>11 179</b> | <b>20 044</b> | <b>174 258</b> | <b>1 656</b>       | <b>1,0%</b>        |                    |
| <i>Variation Volume / (n-1)</i> | <i>57</i>                       | <i>1 662</i>   | <i>264</i>    | <i>-327</i>   | <i>1 656</i>   |                    |                    |                    |
| <i>Variation % / (n-1)</i>      | <i>0,1%</i>                     | <i>2,4%</i>    | <i>2,4%</i>   | <i>-1,6%</i>  | <i>1%</i>      |                    |                    |                    |

|                                    |                  |                  |                |                |                  |                    |                    |                    |
|------------------------------------|------------------|------------------|----------------|----------------|------------------|--------------------|--------------------|--------------------|
| <b>Cumul depuis le 1er janvier</b> | <b>National</b>  | <b>Ajaccio</b>   | <b>Bastia</b>  | <b>Calvi</b>   | <b>Figari</b>    | <b>Total</b>       | <b>Variation/V</b> | <b>Variation/%</b> |
|                                    | Paris Orly       | 433 525          | 393 424        | 137 073        | 168 258          | 1 132 280          | 200 650            | 21,5%              |
|                                    | Marseille        | 252 206          | 254 051        | 53 935         | 88 983           | 649 175            | 149 723            | 30%                |
|                                    | Nice             | 103 240          | 109 109        | 29 882         | 48 226           | 290 457            | 69 062             | 31,2%              |
|                                    | Beauvais         | 185              | 379            | 3              | 28 742           | 29 309             | -6 466             | -18,1%             |
|                                    | Bordeaux         | 87 679           | 44 629         | 1 024          | 56 838           |                    |                    |                    |
|                                    | Brest            | 15 856           | 12 466         | 12             | 7 164            |                    |                    |                    |
|                                    | Caen             | 30 441           | 16 729         | 1 719          | 21 674           |                    |                    |                    |
|                                    | Lille            | 41 500           | 37 067         | 6 281          | 46 440           |                    |                    |                    |
|                                    | Lyon St Exupery  | 108 644          | 91 386         | 13 990         | 60 709           |                    |                    |                    |
|                                    | Montpellier      | 12 012           | 9 103          | 9              | 119              | 21 243             | -20 673            | -49,3%             |
|                                    | Nantes           | 124 499          | 99 945         | 17 136         | 88 608           | 330 188            | -7 088             | -2,1%              |
|                                    | Paris Cdg        | 81 346           | 58 432         | 19 907         | 83 150           | 242 835            | 18 380             | 8,2%               |
|                                    | Rennes           | 2 106            | 41             | 990            | 2 354            | 5 491              | -5 469             | -49,9%             |
|                                    | Strasbourg       | 31 528           | 31 565         | 0              | 21 501           |                    |                    |                    |
| Toulouse                           | 51 084           | 28 368           | 1 887          | 40 932         | 122 271          | 22 983             | 23,1%              |                    |
| Autres Nat.                        | 20 219           | 8 217            | 1 179          | 4 675          | 34 290           | -10 061            | -22,7%             |                    |
| <b>Total</b>                       | <b>1 396 070</b> | <b>1 194 911</b> | <b>285 027</b> | <b>768 373</b> | <b>2 857 539</b> | <b>411 041</b>     | <b>16,8%</b>       |                    |
| <i>Variation Volume / (n-1)</i>    | <i>151 895</i>   | <i>185 592</i>   | <i>28 660</i>  | <i>73 635</i>  | <i>411 041</i>   |                    |                    |                    |
| <i>Variation % / (n-1)</i>         | <i>12,2%</i>     | <i>18,4%</i>     | <i>11,2%</i>   | <i>10,6%</i>   | <i>16,8%</i>     |                    |                    |                    |
| <b>International</b>               | <b>Ajaccio</b>   | <b>Bastia</b>    | <b>Calvi</b>   | <b>Figari</b>  | <b>Total</b>     | <b>Variation/V</b> | <b>Variation/%</b> |                    |
| Charleroi                          | 35 168           | 30 670           | 5 239          | 46 561         | 117 638          | 39473              | 50,5%              |                    |
| Genève                             | 50 401           | 29 567           | 4 907          | 33 825         | 118 700          | 47477              | 66,7%              |                    |
| Bâle - Mulhouse                    | 67 349           | 33 673           | 5 528          | 5 167          | 111 717          | 36562              | 48,6%              |                    |
| Londres Stansted                   | 1 107            | 0                | 5 030          | 126            | 6 263            | 6254               | 69488,9%           |                    |
| Bruxelles                          | 7 810            | 3 788            | 22             | 192            | 11 812           | 2865               | 32%                |                    |
| Londres Gatwick                    | 0                | 11 323           | 0              | 4 688          | 16 011           | 14902              | 1343,7%            |                    |
| Luxembourg                         | 12 817           | 8 024            | 4 533          | 7 226          | 32 600           | 12301              | 60,6%              |                    |
| Autres Inter.                      | 14 724           | 96 480           | 24 948         | 22 444         | 158 596          | 86435              | 119,8%             |                    |
| <b>Total</b>                       | <b>189 376</b>   | <b>213 525</b>   | <b>50 207</b>  | <b>120 229</b> | <b>573 337</b>   | <b>246 269</b>     | <b>75,3%</b>       |                    |
| <i>Variation Volume / (n-1)</i>    | <i>89 843</i>    | <i>95 663</i>    | <i>18 193</i>  | <i>42 570</i>  | <i>246 269</i>   |                    |                    |                    |
| <i>Variation % / (n-1)</i>         | <i>90,3%</i>     | <i>81,2%</i>     | <i>56,8%</i>   | <i>54,8%</i>   | <i>75,3%</i>     |                    |                    |                    |
| <b>Total</b>                       | <b>1 585 446</b> | <b>1 408 436</b> | <b>335 234</b> | <b>888 602</b> | <b>3 430 876</b> | <b>657 310</b>     | <b>23,7%</b>       |                    |
| <i>Variation Volume / (n-1)</i>    | <i>241 738</i>   | <i>281 255</i>   | <i>46 853</i>  | <i>116 205</i> | <i>657 310</i>   |                    |                    |                    |
| <i>Variation % / (n-1)</i>         | <i>18%</i>       | <i>25%</i>       | <i>16,2%</i>   | <i>15%</i>     | <i>23,7%</i>     |                    |                    |                    |



AEROPORTS DE CORSE

novembre 2022

PASSAGERS PAR COMPAGNIE

|                                |                                |                |               |               |                |                    |                    |                    |
|--------------------------------|--------------------------------|----------------|---------------|---------------|----------------|--------------------|--------------------|--------------------|
| <b>MENSUEL</b>                 | <b>National</b>                | <b>Ajaccio</b> | <b>Bastia</b> | <b>Calvi</b>  | <b>Figari</b>  | <b>Total</b>       | <b>Variation/V</b> | <b>Variation/%</b> |
|                                | Air Corsica                    | 60 622         | 64 117        | 6 428         | 13 217         | 144 384            | 14 914             | 11,5%              |
|                                | Air France                     | 3 301          | 2 923         | 4 748         | 4 515          | 15 487             | -2 271             | -12,8%             |
|                                | Easyjet Europe                 | 932            | 249           | 0             | 0              | 1 181              | -2 528             | -68,2%             |
|                                | Volotea                        | 3 180          | 2 466         | 0             | 1 744          | 7 390              | -11 136            | -60,1%             |
|                                | Autres Compagnies              | 534            | 202           | 2             | 111            | 849                | 338                | 66,1%              |
|                                | <b>Total</b>                   | <b>68 569</b>  | <b>69 957</b> | <b>11 178</b> | <b>19 587</b>  | <b>169 291</b>     | <b>-2 016</b>      | <b>-1,2%</b>       |
|                                | <b>Variation Volume /(n-1)</b> | <b>-1 991</b>  | <b>409</b>    | <b>271</b>    | <b>-705</b>    | <b>-2 016</b>      |                    |                    |
|                                | <b>Variation % / (n-1)</b>     | <b>-2,8%</b>   | <b>0,6%</b>   | <b>2,5%</b>   | <b>-3,5%</b>   | <b>-1,2%</b>       |                    |                    |
|                                | <b>International</b>           | <b>Ajaccio</b> | <b>Bastia</b> | <b>Calvi</b>  | <b>Figari</b>  | <b>Total</b>       | <b>Variation/V</b> | <b>Variation/%</b> |
| Air Corsica                    | 915                            | 1 188          | 0             | 203           | 2 306          | 1 652              | 252,6%             |                    |
| Easyjet Europe                 | 0                              | 0              | 0             | 197           | 197            | 197                | -                  |                    |
| EasyJet Suisse                 | 890                            | 396            | 0             | 0             | 1 286          | 1 286              | -                  |                    |
| TUI fly                        | 0                              | 57             | 0             | 0             | 57             | 57                 | -                  |                    |
| Autres Compagnies              | 476                            | 587            | 1             | 57            | 1 121          | 658                | 142,1%             |                    |
| <b>Total</b>                   | <b>2 281</b>                   | <b>2 228</b>   | <b>1</b>      | <b>457</b>    | <b>4 967</b>   | <b>3 672</b>       | <b>283,6%</b>      |                    |
| <b>Variation Volume /(n-1)</b> | <b>2 048</b>                   | <b>1 253</b>   | <b>-7</b>     | <b>378</b>    | <b>3 672</b>   |                    |                    |                    |
| <b>Variation % / (n-1)</b>     | <b>879%</b>                    | <b>128,5%</b>  | <b>-87,5%</b> | <b>478,5%</b> | <b>283,6%</b>  |                    |                    |                    |
| <b>Total</b>                   | <b>Ajaccio</b>                 | <b>Bastia</b>  | <b>Calvi</b>  | <b>Figari</b> | <b>Total</b>   | <b>Variation/V</b> | <b>Variation/%</b> |                    |
| Air Corsica                    | 61 537                         | 65 305         | 6 428         | 13 420        | 146 690        | 16 566             | 12,7%              |                    |
| Air France                     | 3 301                          | 2 923          | 4 748         | 4 515         | 15 487         | -2 271             | -12,8%             |                    |
| Easyjet Europe                 | 932                            | 249            | 0             | 197           | 1 378          | -2 331             | -62,8%             |                    |
| Volotea                        | 3 180                          | 2 466          | 0             | 1 744         | 7 390          | -11 136            | -60,1%             |                    |
| EasyJet Suisse                 | 890                            | 396            | 0             | 0             | 1 286          | 1 286              | -                  |                    |
| TUI fly                        | 0                              | 57             | 0             | 0             | 57             | 57                 | -                  |                    |
| Autres Compagnies              | 1 010                          | 789            | 3             | 168           | 1 970          | 996                | 102,3%             |                    |
| <b>Total</b>                   | <b>70 850</b>                  | <b>72 185</b>  | <b>11 179</b> | <b>20 044</b> | <b>174 258</b> | <b>1 656</b>       | <b>1%</b>          |                    |
| <b>Variation Volume /(n-1)</b> | <b>57</b>                      | <b>1 662</b>   | <b>264</b>    | <b>-327</b>   | <b>1 656</b>   |                    |                    |                    |
| <b>Variation % / (n-1)</b>     | <b>0,1%</b>                    | <b>2,4%</b>    | <b>2,4%</b>   | <b>-1,6%</b>  | <b>1%</b>      |                    |                    |                    |

|                                    |                                |                  |                  |                |                  |                    |                    |                    |
|------------------------------------|--------------------------------|------------------|------------------|----------------|------------------|--------------------|--------------------|--------------------|
| <b>Cumul depuis le 1er janvier</b> | <b>National</b>                | <b>Ajaccio</b>   | <b>Bastia</b>    | <b>Calvi</b>   | <b>Figari</b>    | <b>Total</b>       | <b>Variation/V</b> | <b>Variation/%</b> |
|                                    | Air Corsica                    | 750 174          | 680 721          | 136 167        | 226 261          | 1 793 323          | 361 298            | 25,2%              |
|                                    | Air France                     | 148 214          | 126 972          | 102 918        | 131 995          | 510 099            | 61 936             | 13,8%              |
|                                    | Easyjet Europe                 | 155 209          | 131 526          | 18 472         | 118 757          | 423 964            | 21 319             | 5,3%               |
|                                    | Volotea                        | 308 941          | 216 633          | 19 462         | 211 613          | 756 649            | -36 409            | -4,6%              |
|                                    | Transavia                      | 24 210           | 32 357           | 2 237          | 8 290            | 67 094             | 6 241              | 10,3%              |
|                                    | Ryanair                        | 278              | 532              | 0              | 67 340           | 68 150             | 22 069             | 47,9%              |
|                                    | Autres Compagnies              | 9 044            | 6 170            | 5 771          | 4 117            | 25 102             | 3 485              | 16,1%              |
|                                    | <b>Total</b>                   | <b>1 396 070</b> | <b>1 194 911</b> | <b>285 027</b> | <b>768 373</b>   | <b>3 644 381</b>   | <b>439 782</b>     | <b>13,7%</b>       |
|                                    | <b>Variation Volume /(n-1)</b> | <b>151 895</b>   | <b>185 592</b>   | <b>28 660</b>  | <b>73 635</b>    | <b>439 782</b>     |                    |                    |
| <b>Variation % / (n-1)</b>         | <b>12,2%</b>                   | <b>18,4%</b>     | <b>11,2%</b>     | <b>10,6%</b>   | <b>13,7%</b>     |                    |                    |                    |
| <b>International</b>               | <b>Ajaccio</b>                 | <b>Bastia</b>    | <b>Calvi</b>     | <b>Figari</b>  | <b>Total</b>     | <b>Variation/V</b> | <b>Variation/%</b> |                    |
| Air Corsica                        | 44 241                         | 36 616           | 19 759           | 14 797         | 115 413          | 53 295             | 85,8%              |                    |
| Easyjet Europe                     | 0                              | 5 301            | 0                | 0              | 5 301            | 123                | 2,4%               |                    |
| Volotea                            | 5 570                          | 0                | 0                | 0              | 5 570            | 5 292              | 1903,6%            |                    |
| Transavia                          | 0                              | 2 138            | 0                | 0              | 2 138            | -352               | -14,1%             |                    |
| British Airways                    | 0                              | 4 079            | 0                | 8 896          | 12 975           | 10 222             | 371,3%             |                    |
| EasyJet UK                         | 0                              | 11 323           | 0                | 0              | 11 323           | 11 323             | -                  |                    |
| EasyJet Suisse                     | 116 308                        | 63 165           | 10 384           | 43 274         | 233 131          | 87 642             | 60,2%              |                    |
| Eurowings                          | 0                              | 23 760           | 5 555            | 0              | 29 315           | 8 717              | 42,3%              |                    |
| Lufthansa                          | 0                              | 25 141           | 0                | 0              | 25 141           | 7 487              | 42,4%              |                    |
| Luxair                             | 7 247                          | 8 007            | 4 533            | 7 153          | 26 940           | 5 809              | 27,5%              |                    |
| Norwegian                          | 0                              | 0                | 0                | 0              | 0                | 0                  | -                  |                    |
| Ryanair                            | 0                              | 488              | 0                | 38 520         | 39 008           | 13 662             | 53,9%              |                    |
| SWISS                              | 0                              | 0                | 648              | 0              | 648              | 148                | 29,6%              |                    |
| TUI fly                            | 0                              | 3 779            | 0                | 0              | 3 779            | 1 263              | 50,2%              |                    |
| Autres Compagnies                  | 16 010                         | 29 728           | 9 328            | 7 589          | 62 655           | 41 638             | 198,1%             |                    |
| <b>Total</b>                       | <b>189 376</b>                 | <b>213 525</b>   | <b>50 207</b>    | <b>120 229</b> | <b>573 337</b>   | <b>246 269</b>     | <b>75,3%</b>       |                    |
| <b>Variation Volume /(n-1)</b>     | <b>89 843</b>                  | <b>95 663</b>    | <b>18 193</b>    | <b>42 570</b>  | <b>246 269</b>   |                    |                    |                    |
| <b>Variation % / (n-1)</b>         | <b>90,3%</b>                   | <b>81,2%</b>     | <b>56,8%</b>     | <b>54,8%</b>   | <b>75,3%</b>     |                    |                    |                    |
| <b>Total</b>                       | <b>Ajaccio</b>                 | <b>Bastia</b>    | <b>Calvi</b>     | <b>Figari</b>  | <b>Total</b>     | <b>Variation/V</b> | <b>Variation/%</b> |                    |
| Air Corsica                        | 794 415                        | 717 337          | 155 926          | 241 058        | 1 908 736        | 414 593            | 27,7%              |                    |
| Air France                         | 148 214                        | 126 972          | 102 918          | 131 995        | 510 099          | 61 936             | 13,8%              |                    |
| Easyjet Europe                     | 155 209                        | 136 827          | 18 472           | 118 757        | 429 265          | 21 442             | 5,3%               |                    |
| Volotea                            | 314 511                        | 216 633          | 19 462           | 211 613        | 762 219          | -31 117            | -3,9%              |                    |
| Transavia                          | 24 210                         | 34 495           | 2 237            | 8 290          | 69 232           | 5 889              | 9,3%               |                    |
| British Airways                    | 0                              | 4 079            | 0                | 8 896          | 12 975           | 10 222             | 371,3%             |                    |
| EasyJet UK                         | 0                              | 11 323           | 0                | 0              | 11 323           | 11 323             | -                  |                    |
| EasyJet Suisse                     | 116 308                        | 63 165           | 10 384           | 43 274         | 233 131          | 87 485             | 60,1%              |                    |
| Eurowings                          | 0                              | 23 760           | 5 555            | 0              | 29 315           | 8 717              | 42,3%              |                    |
| Lufthansa                          | 0                              | 25 141           | 0                | 0              | 25 141           | 7 487              | 42,4%              |                    |
| Luxair                             | 7 247                          | 8 007            | 4 533            | 7 153          | 26 940           | 5 809              | 27,5%              |                    |
| Norwegian                          | 0                              | 0                | 0                | 0              | 0                | 0                  | -                  |                    |
| Ryanair                            | 278                            | 1 020            | 0                | 105 860        | 107 158          | 35 731             | 50%                |                    |
| SWISS                              | 0                              | 0                | 648              | 0              | 648              | 148                | 29,6%              |                    |
| TUI fly                            | 0                              | 3 779            | 0                | 0              | 3 779            | 1 263              | 50,2%              |                    |
| Autres Compagnies                  | 25 054                         | 35 898           | 15 099           | 11 706         | 87 757           | 45 123             | 105,8%             |                    |
| <b>Total</b>                       | <b>1 585 446</b>               | <b>1 408 436</b> | <b>335 234</b>   | <b>888 602</b> | <b>4 217 718</b> | <b>686 051</b>     | <b>19,4%</b>       |                    |
| <b>Variation Volume /(n-1)</b>     | <b>241 738</b>                 | <b>281 255</b>   | <b>46 853</b>    | <b>116 205</b> | <b>686 051</b>   |                    |                    |                    |
| <b>Variation % / (n-1)</b>         | <b>18%</b>                     | <b>25%</b>       | <b>16,2%</b>     | <b>15%</b>     | <b>19,4%</b>     |                    |                    |                    |